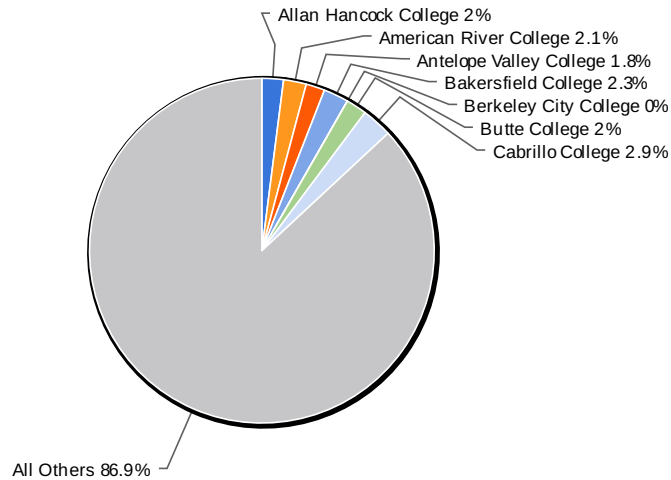


CCC Summary Report for all Colleges Participating in the Survey (7-16-13) w/o comments

Survey: 2012 Fall DE Student Satisfaction Survey

1. Please select the college from the drop down menu where you completed the distance education course in the 2012 Fall quarter/semester.



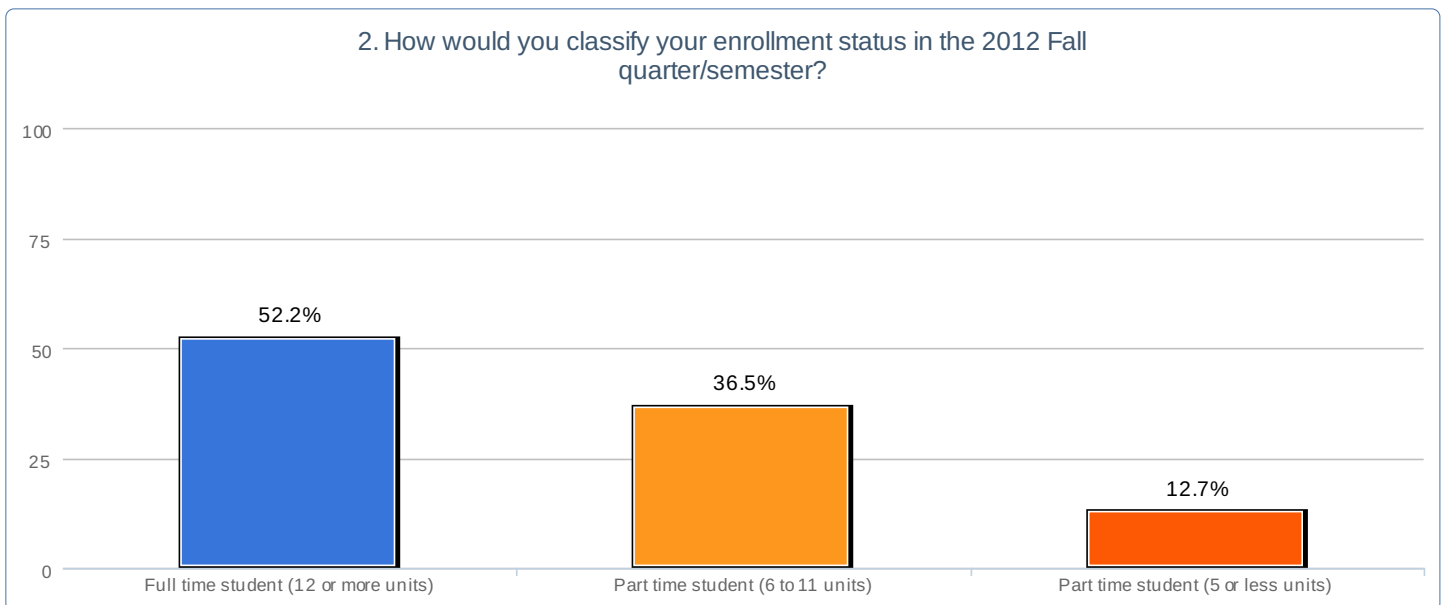
1. Please select the college from the drop down menu where you completed the distance education course in the 2012 Fall quarter/semester.

Value	Count	Percent %
Allan Hancock College	300	2.0%
American River College	318	2.1%
Antelope Valley College	264	1.8%
Bakersfield College	347	2.3%
Berkeley City College	2	0.0%
Butte College	290	2.0%
Cabrillo College	428	2.9%
Chaffey College	422	2.8%
Citrus College	414	2.8%
City College of San Francisco	403	2.7%
College of Marin	129	0.9%
College of the Sequoias	396	2.7%
College of the Siskiyous	265	1.8%
Cosumnes River College	253	1.7%
Cuesta College	304	2.0%
Cuyamaca College	367	2.5%
Cypress College	366	2.5%
Diablo Valley College	448	3.0%
El Camino College	295	2.0%
Evergreen Valley College	383	2.6%
Feather River College	115	0.8%
Folsom Lake College	6	0.0%

Statistics

Total Responses	14,894
-----------------	--------

Fresno City College	312	2.1%
Glendale College	240	1.6%
Grossmont College	362	2.4%
Los Angeles City College	12	0.1%
Los Angeles Harbor College	522	3.5%
Merced College	277	1.9%
Mira Costa College	614	4.1%
Mission College	483	3.2%
Moreno Valley College	238	1.6%
Norco College	246	1.7%
Pasadena College	511	3.4%
Porterville College	150	1.0%
Riverside City College	376	2.5%
Sacramento City College	308	2.1%
San Diego City College	390	2.6%
San Diego Mesa College	460	3.1%
San Diego Miramar College	324	2.2%
San Joaquin Delta College	494	3.3%
Santa Ana College	400	2.7%
Santa Barbara City College	370	2.5%
Solano College	1	0.0%
Southwestern College	382	2.6%
Skyline College	379	2.5%
Victor Valley College	401	2.7%
West Hills-Lemoore College	127	0.9%



2. How would you classify your enrollment status in the 2012 Fall quarter/semester?

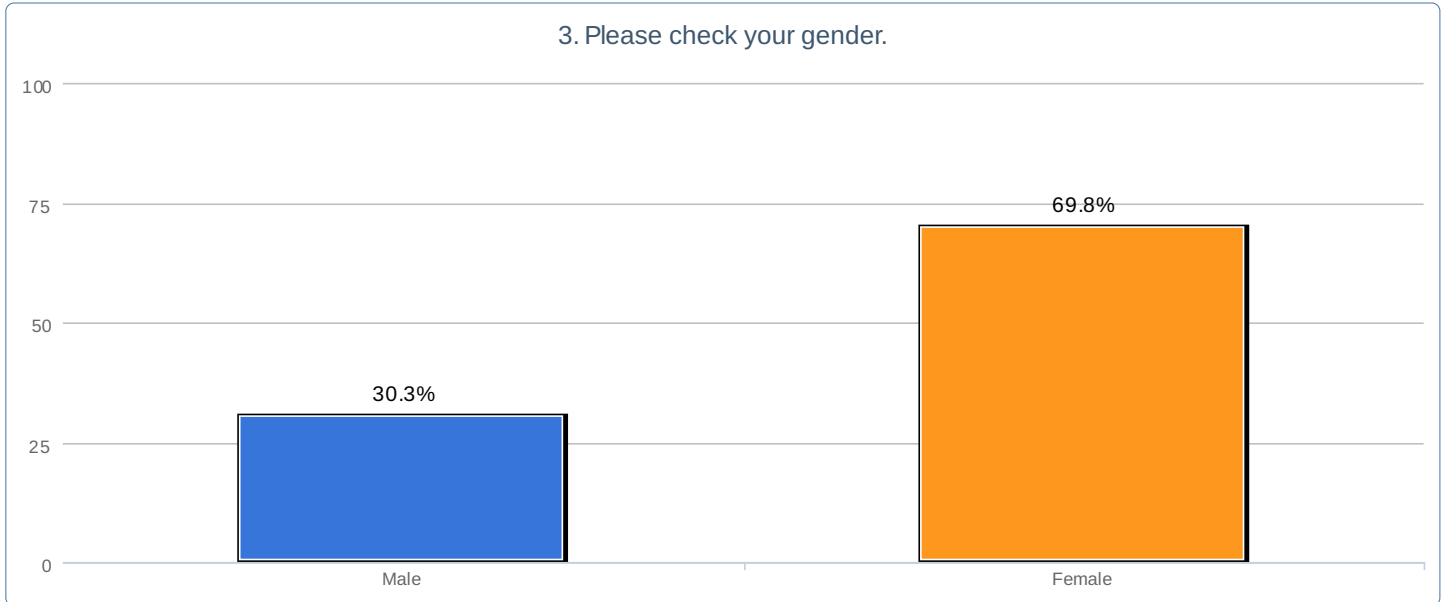
Value	Count	Percent %
Full time student (12 or more units)	7,650	52.2%
Part time student (6 to 11 units)	5,347	36.5%

Statistics	
Total Responses	14,665

Part time student (5 or less units)

1,855

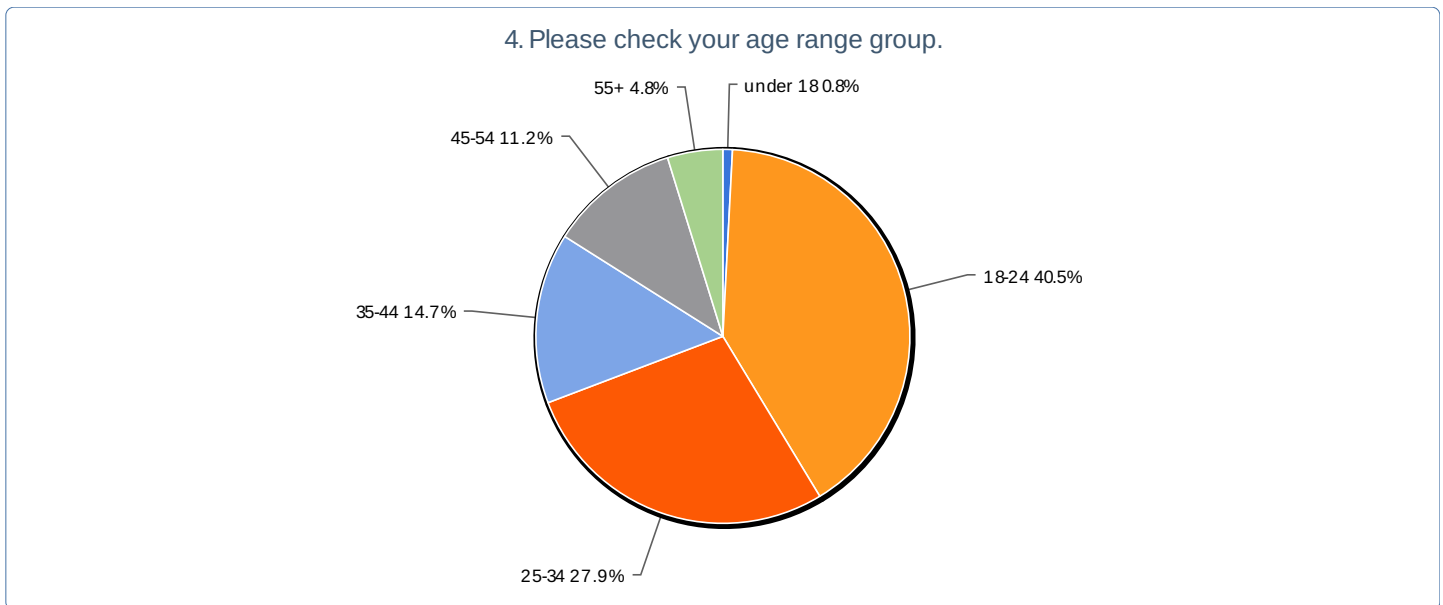
12.7%



3. Please check your gender.

Value	Count	Percent %
Male	4,447	30.3%
Female	10,225	69.8%

Statistics	
Total Responses	14,658

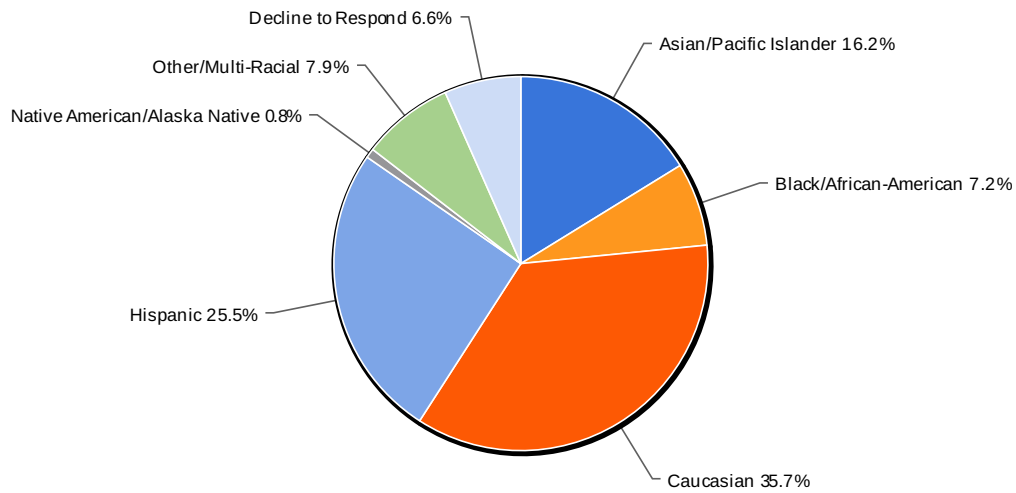


4. Please check your age range group.

Value	Count	Percent %
under 18	121	0.8%
18-24	5,939	40.5%
25-34	4,091	27.9%
35-44	2,162	14.7%
45-54	1,648	11.2%

Statistics	
Total Responses	14,663
Sum	397,617.0
Avg.	27.3
StdDev	10.9

5. Please identify your race/ethnicity



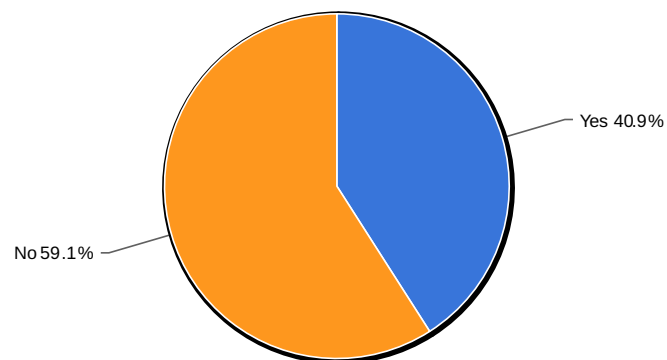
5. Please identify your race/ethnicity

Value	Count	Percent %
Asian/Pacific Islander	2,379	16.2%
Black/African-American	1,056	7.2%
Caucasian	5,234	35.7%
Hispanic	3,743	25.5%
Native American/Alaska Native	118	0.8%
Other/Multi-Racial	1,164	7.9%
Decline to Respond	971	6.6%

Statistics

Total Responses	14,665
-----------------	--------

6. Have you ever taken a distance education orientation course or workshop at this college?

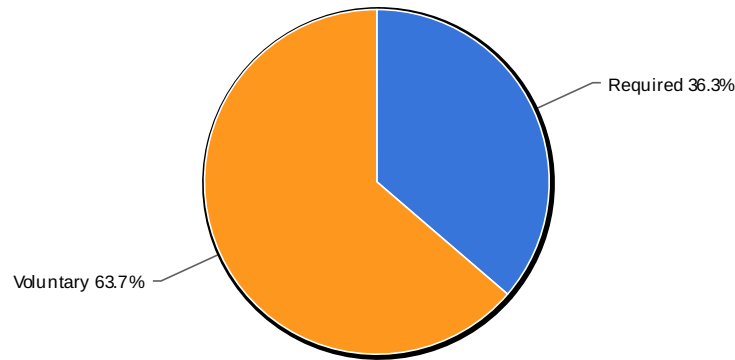


6. Have you ever taken a distance education orientation course or workshop at this college?

Value	Count	Percent %
Yes	5,983	40.9%
No	8,631	59.1%

Statistics	
Total Responses	14,614

7. Is the course or workshop required before you can take a distance education course at the college or is it voluntary?

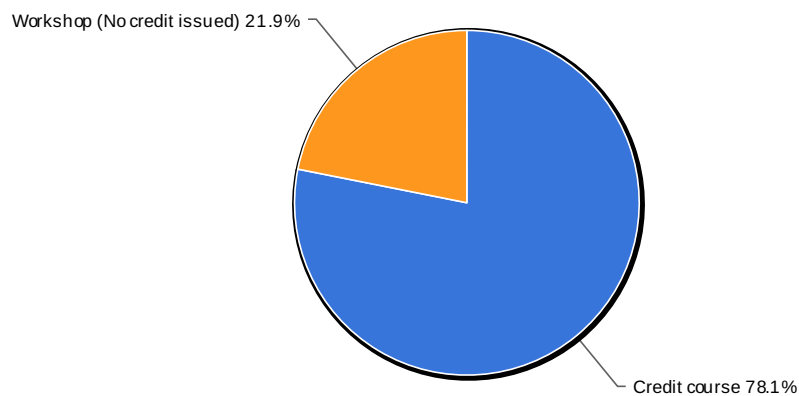


7. Is the course or workshop required before you can take a distance education course at the college or is it voluntary?

Value	Count	Percent %
Required	2,218	36.3%
Voluntary	3,891	63.7%

Statistics	
Total Responses	6,109

7. Is it a credit course for which you receive credit or is it a workshop where no credit is issued?

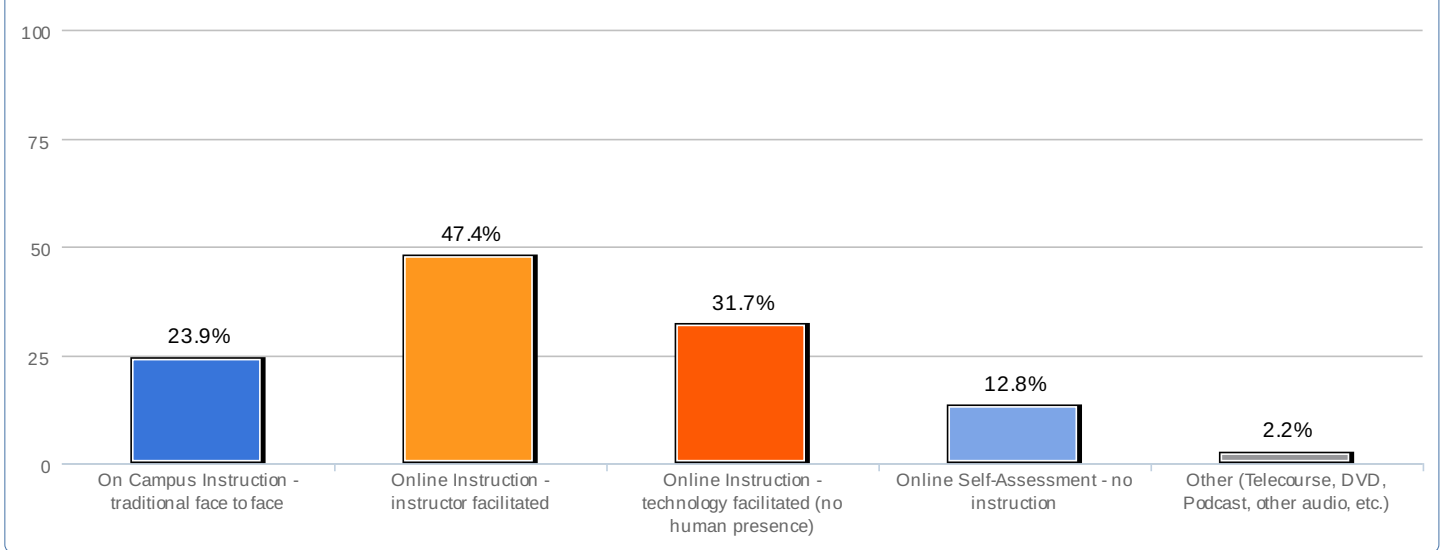


7. Is it a credit course for which you receive credit or is it a workshop where no credit is issued?

Value	Count	Percent %
Credit course	4,634	78.1%
Workshop (No credit issued)	1,297	21.9%

Statistics	
Total Responses	5,931

7. What type of orientation course/workshop did you complete?

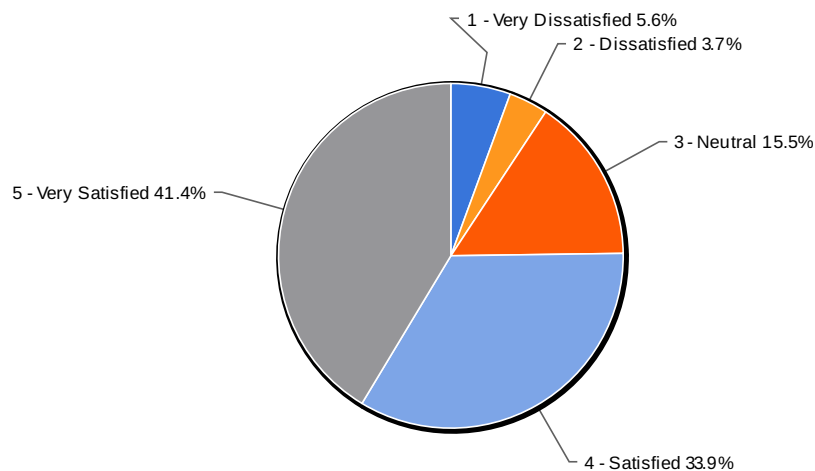


7. What type of orientation course/workshop did you complete?

Value	Count	Percent %
On Campus Instruction - traditional face to face	1,331	23.9%
Online Instruction - instructor facilitated	2,634	47.4%
Online Instruction - technology facilitated (no human presence)	1,762	31.7%
Online Self-Assessment - no instruction	714	12.8%
Other (Telecourse, DVD, Podcast, other audio, etc.)	123	2.2%

Statistics	
Total Responses	5,561

7. On a scale of 1-5 with 5 being the highest, how satisfied were you with this distance education orientation course/workshop?



7. On a scale of 1-5 with 5 being the highest, how satisfied were you with this distance education orientation course/workshop?

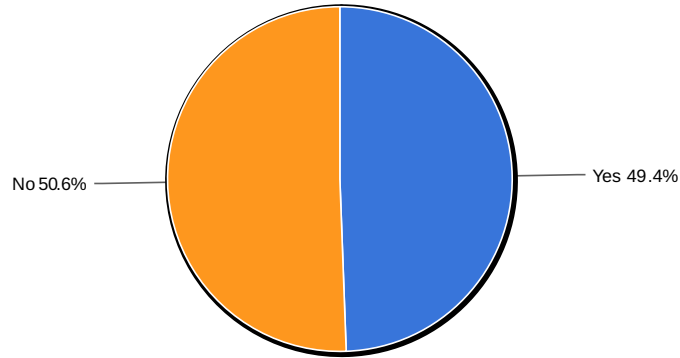
Value	Count	Percent %
1 - Very Dissatisfied	311	5.6%

Statistics	
Total	5,555

2 - Dissatisfied	204	3.7%
3 - Neutral	861	15.5%
4 - Satisfied	1,881	33.9%
5 - Very Satisfied	2,298	41.4%

Responses	
Sum	22,316.0
Avg.	4.0
StdDev	1.1
Max	5.0

9. Have you ever completed a distance education course at this college before the 2012 Fall quarter/semester?

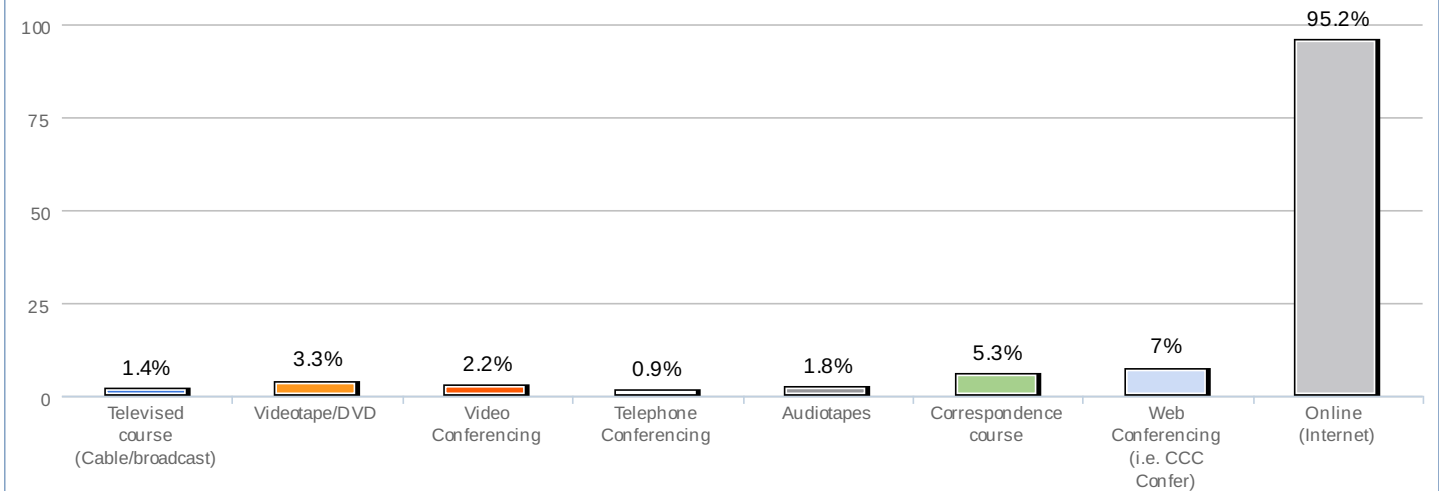


9. Have you ever completed a distance education course at this college before the 2012 Fall quarter/semester?

Value	Count	Percent %
Yes	6,881	49.4%
No	7,045	50.6%

Statistics	
Total Responses	13,926

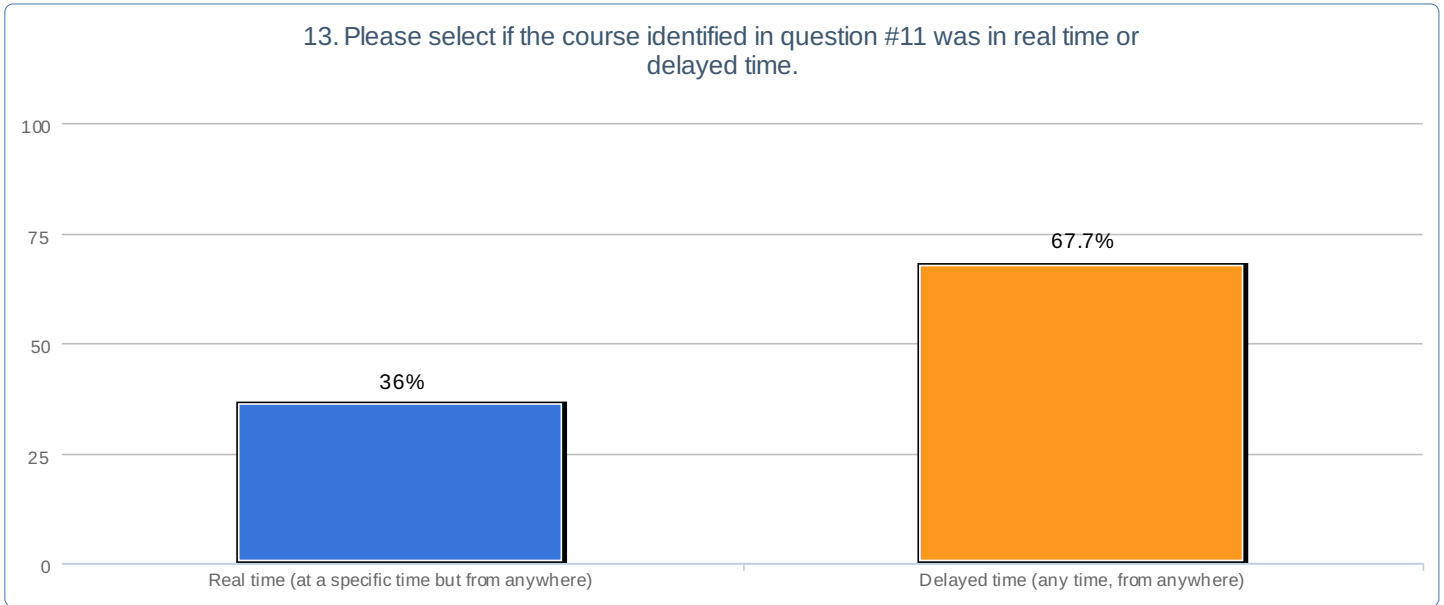
12. Please select the type of instructional delivery for the distance education course you identified in question # 11.



12. Please select the type of instructional delivery for the distance education course you identified in question # 11.

Value	Count	Percent %
Televised course (Cable/broadcast)	153	1.4%
Videotape/DVD	358	3.3%
Video Conferencing	238	2.2%
Telephone Conferencing	92	0.9%
Audiotapes	196	1.8%
Correspondence course	575	5.3%
Web Conferencing (i.e. CCC Confer)	757	7.0%
Online (Internet)	10,350	95.2%

Statistics	
Total Responses	10,876

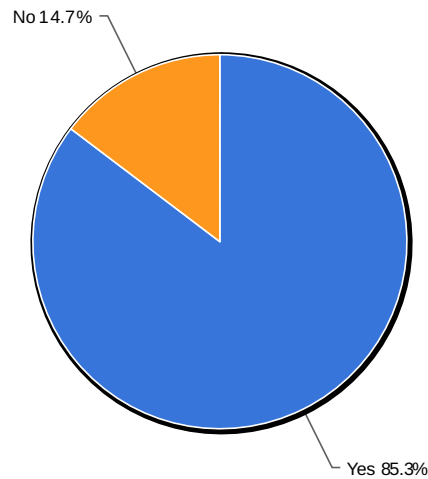


13. Please select if the course identified in question #11 was in real time or delayed time.

Value	Count	Percent %
Real time (at a specific time but from anywhere)	3,888	36.0%
Delayed time (any time, from anywhere)	7,315	67.7%

Statistics	
Total Responses	10,813

14. Did this class use a discussion board?



14. Did this class use a discussion board?

Value	Count	Percent %
Yes	9,388	85.3%
No	1,616	14.7%

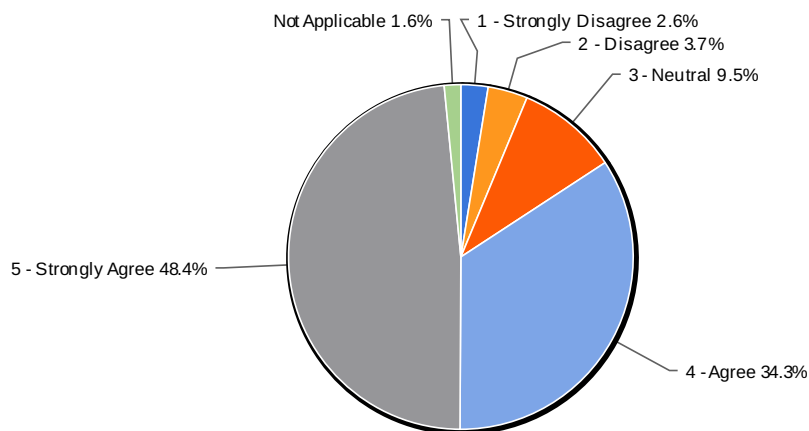
Statistics	
Total Responses	11,004

15. On a scale of 1-5 with 5 being the highest please rate the importance of the following possible reasons why you enrolled in the distance education course identified in question #11.

	1 - Not Very Important	2 - Not Important	3 - Neutral	4 - Important	5 - Very Important	Not Applicable	Responses
The course met requirements for the associate degree	6.1% 668	3.1% 340	10.6% 1,160	15.4% 1,680	55.5% 6,053	11.3% 1,233	10,915
The course met requirements for transfer to a 4-year college or university	5.9% 639	4.0% 432	11.8% 1,284	14.0% 1,526	52.8% 5,745	12.7% 1,382	10,886
The course met requirements for a vocational certificate	12.9% 1,387	6.3% 673	16.0% 1,722	11.0% 1,179	24.0% 2,580	31.1% 3,350	10,756
The course would improve my job skills/expand my job opportunities	8.0% 871	4.4% 478	13.5% 1,468	18.8% 2,041	43.7% 4,734	12.5% 1,354	10,840
The course was convenient with my work schedule	3.9% 426	1.9% 205	7.0% 757	15.4% 1,673	60.7% 6,583	12.2% 1,328	10,853
The course was convenient with my child-rearing schedule	10.1% 1,097	2.9% 315	7.4% 805	6.1% 662	28.1% 3,035	46.6% 5,043	10,813
I had success with a previous distance education course	6.5% 702	2.7% 288	11.1% 1,204	14.7% 1,598	39.2% 4,253	26.7% 2,897	10,853
I had a personal interest in the subject	6.9% 748	4.5% 490	17.5% 1,899	22.7% 2,452	41.7% 4,512	7.6% 822	10,821
I thought it would be more varied and interesting	9.9% 1,068	7.1% 759	26.5% 2,853	20.5% 2,210	23.6% 2,538	13.0% 1,403	10,763
I enjoy learning on a computer	6.9% 749	5.3% 575	20.4% 2,208	22.8% 2,469	40.0% 4,337	5.7% 613	10,839
I prefer this method of instruction	8.8% 948	7.3% 785	26.3% 2,849	19.6% 2,121	34.2% 3,701	4.8% 522	10,817
The instructor's reputation	10.2% 1,093	5.6% 605	22.1% 2,375	18.0% 1,941	31.8% 3,417	13.5% 1,457	10,759
All on-campus sections of the course were full	16.8% 1,802	8.0% 861	16.8% 1,806	9.6% 1,035	15.2% 1,628	35.0% 3,758	10,745

The course was not scheduled in a classroom setting	14.3% 1,539	6.8% 734	19.4% 2,087	10.1% 1,087	20.4% 2,203	30.1% 3,245	10,776
I was unable to come to campus	13.6% 1,468	6.0% 644	13.6% 1,472	11.2% 1,206	29.3% 3,165	27.5% 2,970	10,791
I have a disability that makes it difficult to attend classes on campus	18.3% 1,968	3.8% 405	7.4% 800	3.2% 340	5.5% 592	63.0% 6,780	10,757

16. The course documents (lessons or lecture notes) used in this class facilitated my learning

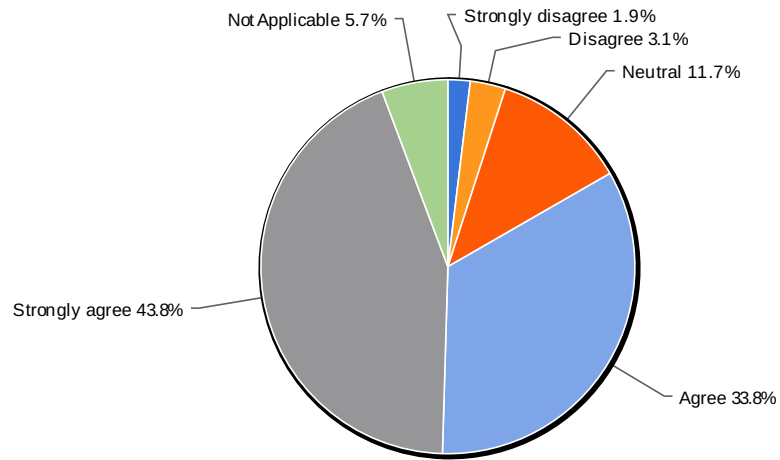


16. The course documents (lessons or lecture notes) used in this class facilitated my learning

Value	Count	Percent %
1 - Strongly Disagree	268	2.6%
2 - Disagree	391	3.7%
3 - Neutral	1,002	9.5%
4 - Agree	3,608	34.3%
5 - Strongly Agree	5,090	48.4%
Not Applicable	163	1.6%

Statistics	
Total Responses	10,522
Sum	43,938.0
Avg.	4.2
StdDev	1.0
Max	5.0

17. The websites that were linked to this course facilitated my learning

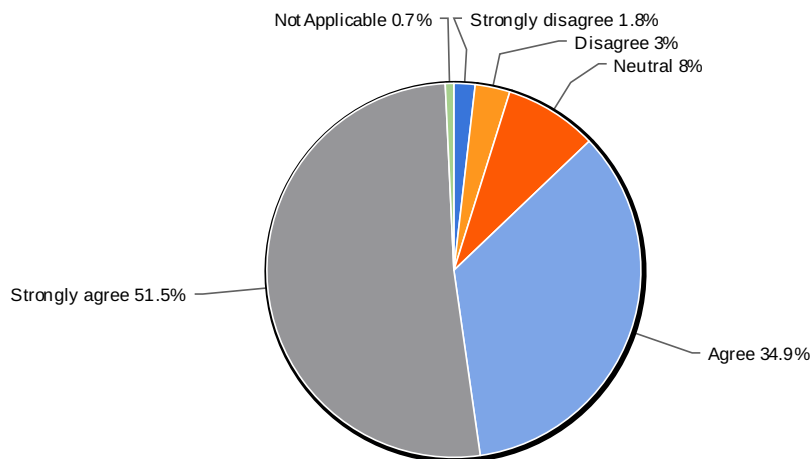


17. The websites that were linked to this course facilitated my learning

Value	Count	Percent %
Strongly disagree	202	1.9%
Disagree	321	3.1%
Neutral	1,230	11.7%
Agree	3,548	33.8%
Strongly agree	4,601	43.8%
Not Applicable	601	5.7%

Statistics	
Total Responses	10,503
Sum	41,731.0
Avg.	4.2
StdDev	0.9
Max	5.0

18. The assignments and/or projects in this course facilitated my learning



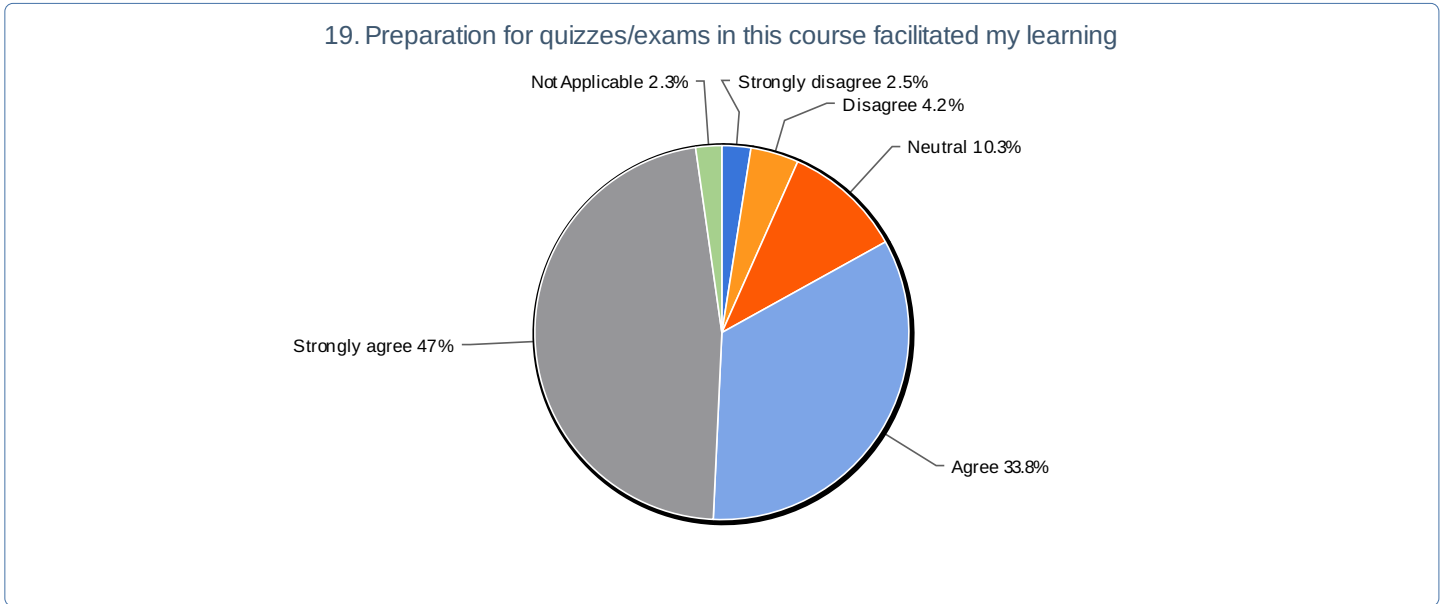
18. The assignments and/or projects in this course facilitated my learning

Value	Count	Percent %
Strongly disagree	191	1.8%
Disagree	316	3.0%
Neutral	843	8.0%
Agree	3,657	34.9%

Statistics	
Total Responses	10,487
Sum	44,990.0
Avg.	4.3

Strongly agree	5,402	51.5%
Not Applicable	78	0.7%

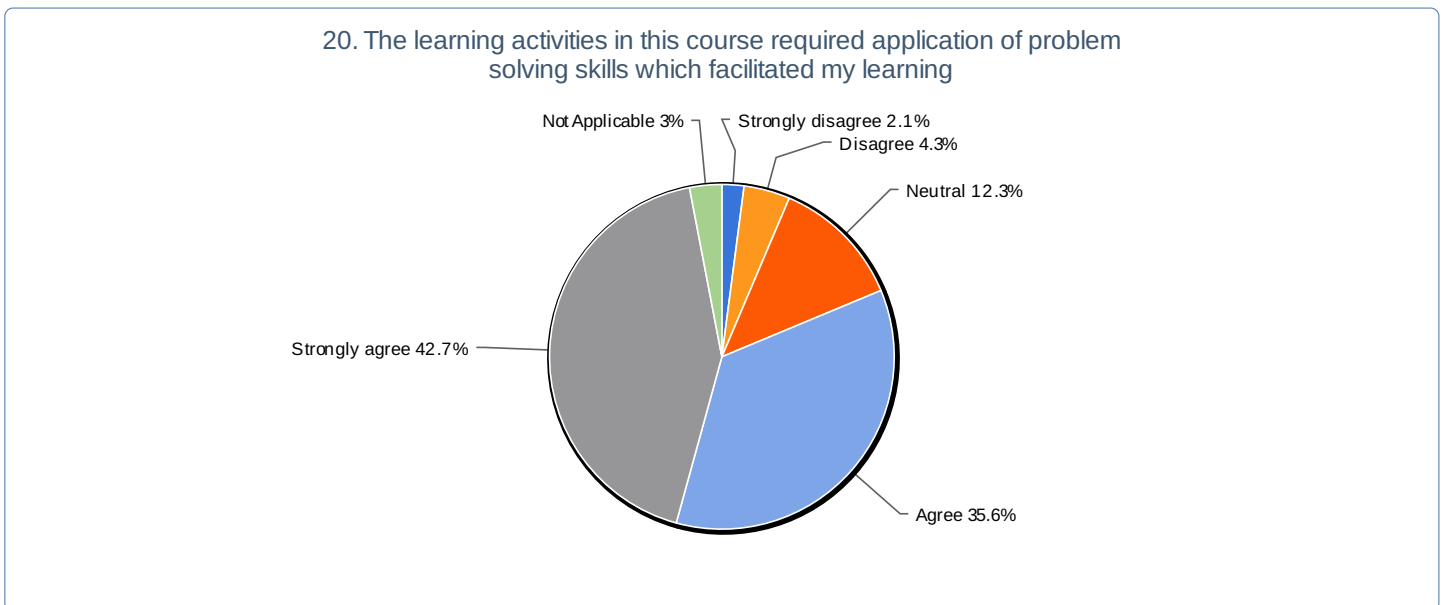
StdDev	0.9
Max	5.0



19. Preparation for quizzes/exams in this course facilitated my learning

Value	Count	Percent %
Strongly disagree	260	2.5%
Disagree	435	4.2%
Neutral	1,076	10.3%
Agree	3,531	33.8%
Strongly agree	4,912	47.0%
Not Applicable	235	2.3%

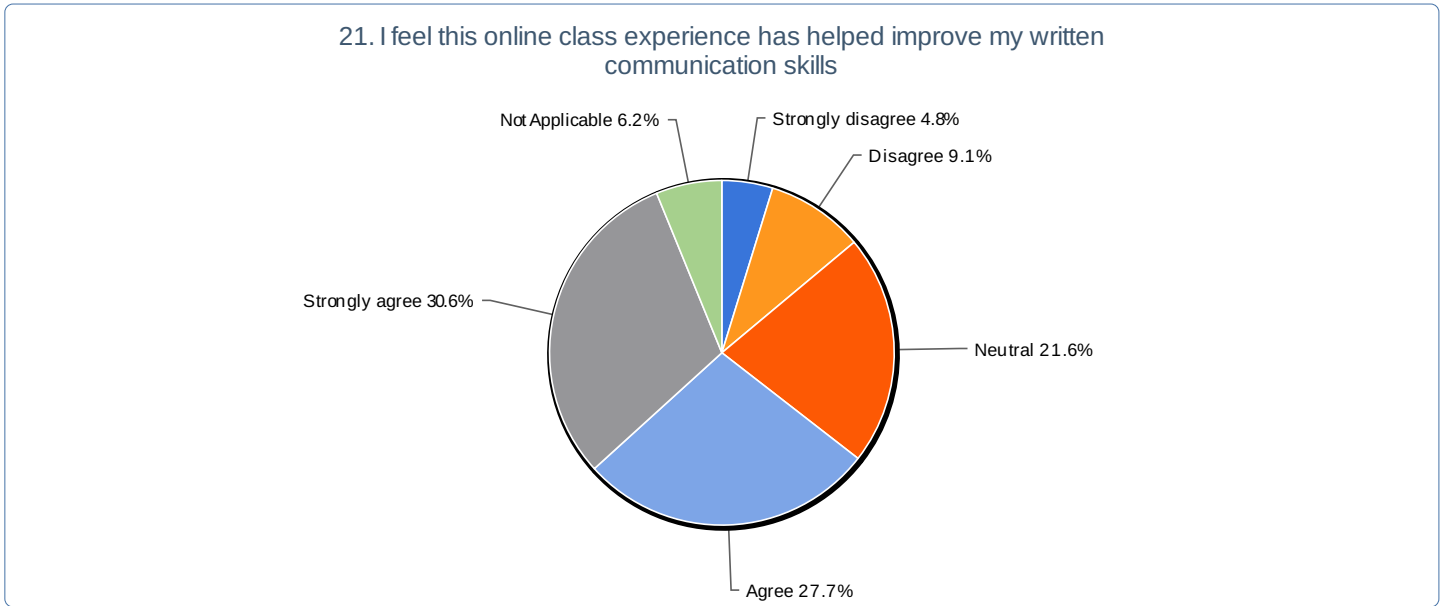
Statistics	
Total Responses	10,449
Sum	43,042.0
Avg.	4.2
StdDev	1.0
Max	5.0



20. The learning activities in this course required application of problem solving skills which facilitated my learning

Value	Count	Percent %
Strongly disagree	216	2.1%
Disagree	451	4.3%
Neutral	1,283	12.3%
Agree	3,704	35.6%
Strongly agree	4,451	42.7%
Not Applicable	314	3.0%

Statistics	
Total Responses	10,419
Sum	42,038.0
Avg.	4.2
StdDev	1.0
Max	5.0

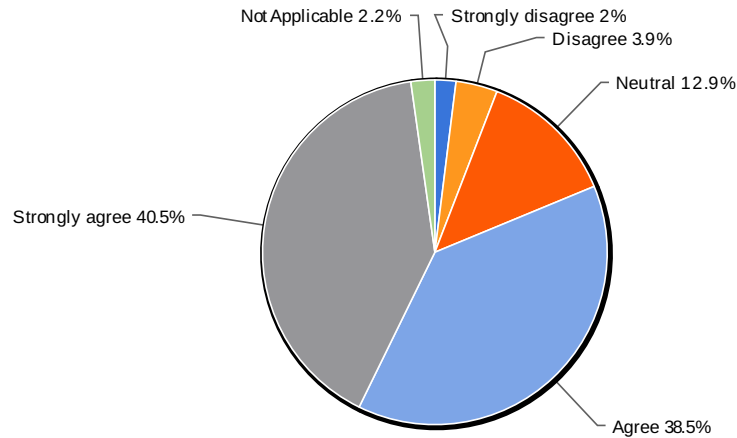


21. I feel this online class experience has helped improve my written communication skills

Value	Count	Percent %
Strongly disagree	499	4.8%
Disagree	956	9.1%
Neutral	2,258	21.6%
Agree	2,901	27.7%
Strongly agree	3,196	30.6%
Not Applicable	646	6.2%

Statistics	
Total Responses	10,456
Sum	36,769.0
Avg.	3.7
StdDev	1.2
Max	5.0

22. The learning activities in this course required critical thinking which facilitated my learning

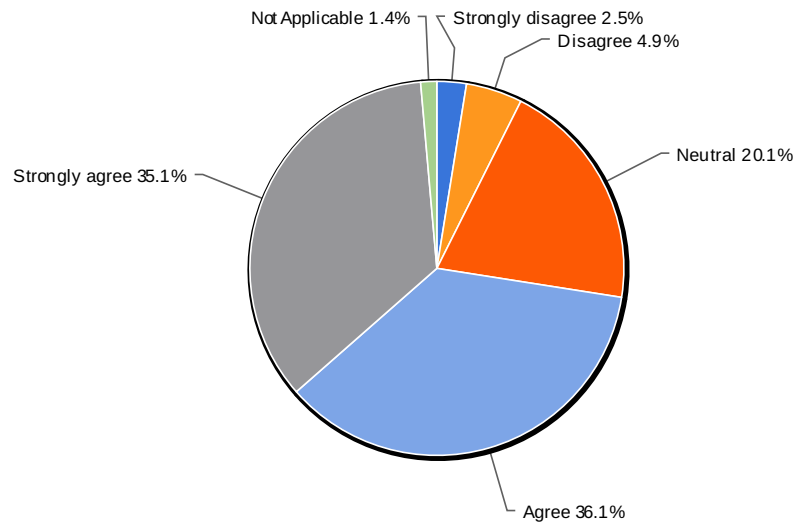


22. The learning activities in this course required critical thinking which facilitated my learning

Value	Count	Percent %
Strongly disagree	206	2.0%
Disagree	408	3.9%
Neutral	1,347	12.9%
Agree	4,025	38.5%
Strongly agree	4,236	40.5%
Not Applicable	234	2.2%

Statistics	
Total Responses	10,456
Sum	42,343.0
Avg.	4.1
StdDev	0.9
Max	5.0

23. The course syllabus facilitated my learning



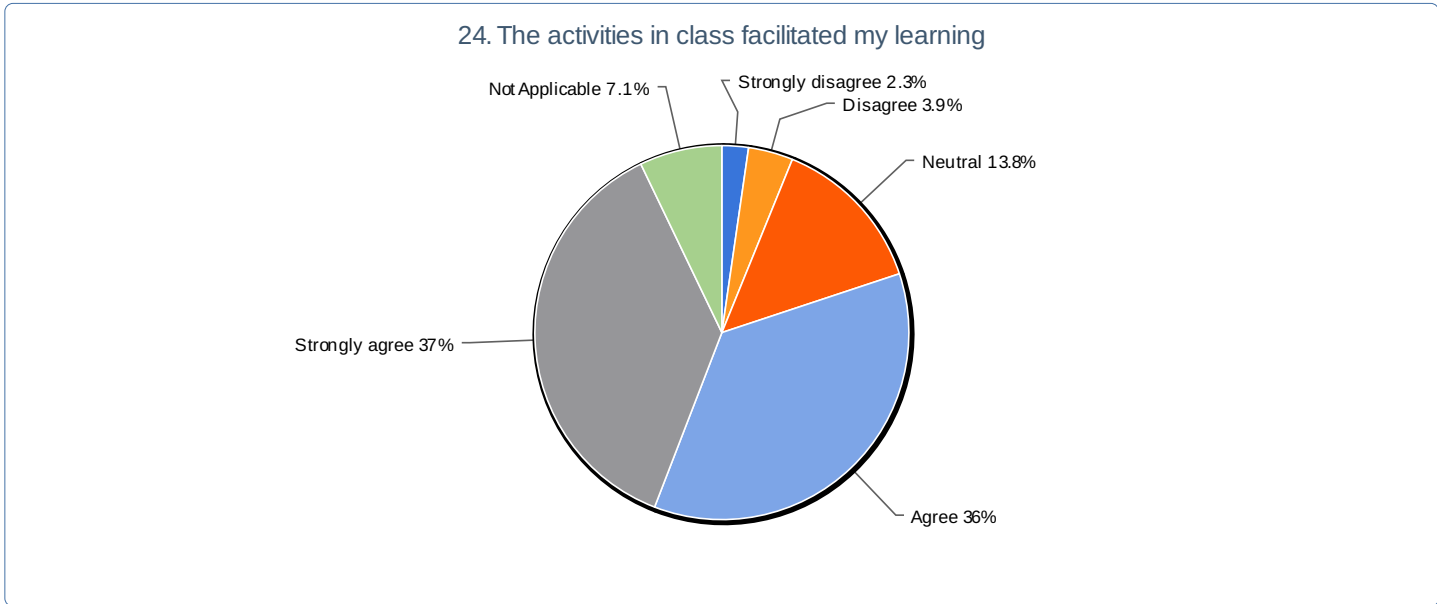
23. The course syllabus facilitated my learning

Value	Count	Percent %
Strongly disagree	266	2.5%
Disagree	511	4.9%
Neutral	2,101	20.1%
Agree	3,775	36.1%

Statistics	
Total Responses	10,472
Sum	41,056.0
Avg.	4.0

Strongly agree	3,673	35.1%
Not Applicable	146	1.4%

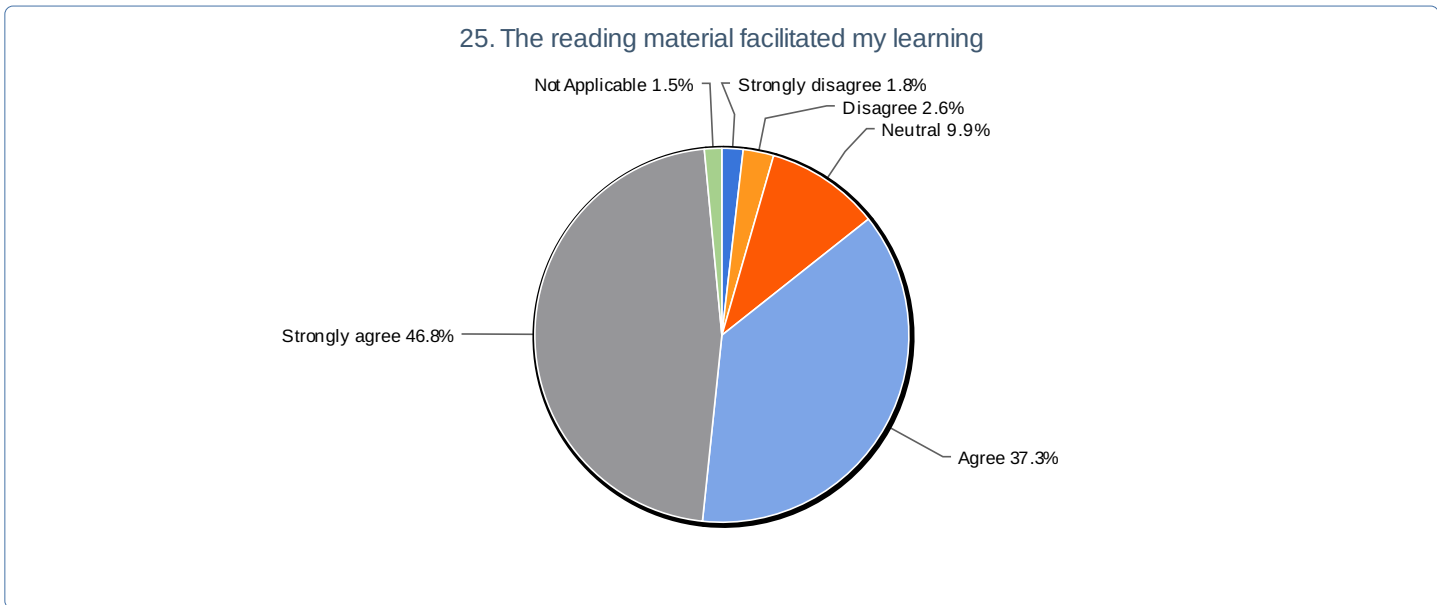
StdDev	1.0
Max	5.0



24. The activities in class facilitated my learning

Value	Count	Percent %
Strongly disagree	238	2.3%
Disagree	404	3.9%
Neutral	1,434	13.8%
Agree	3,752	36.0%
Strongly agree	3,859	37.0%
Not Applicable	745	7.1%

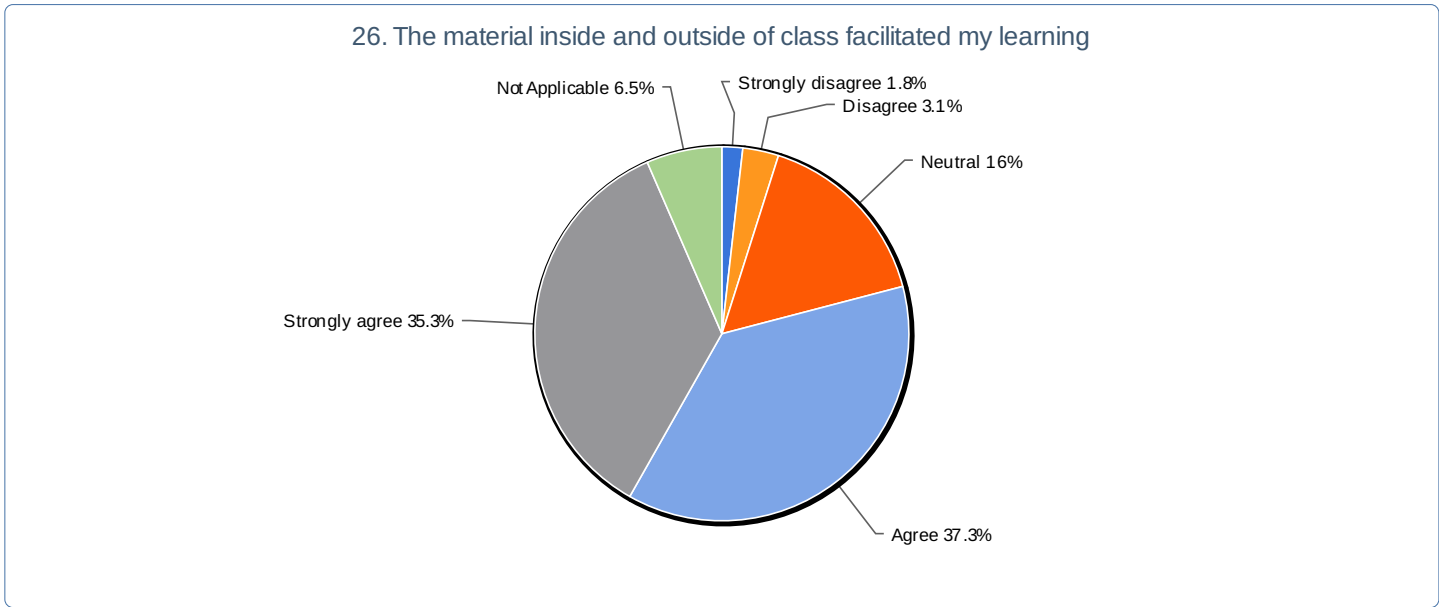
Statistics	
Total Responses	10,432
Sum	39,651.0
Avg.	4.1
StdDev	1.0
Max	5.0



25. The reading material facilitated my learning

Value	Count	Percent %
Strongly disagree	191	1.8%
Disagree	275	2.6%
Neutral	1,031	9.9%
Agree	3,894	37.3%
Strongly agree	4,889	46.8%
Not Applicable	157	1.5%

Statistics	
Total Responses	10,437
Sum	43,855.0
Avg.	4.3
StdDev	0.9
Max	5.0

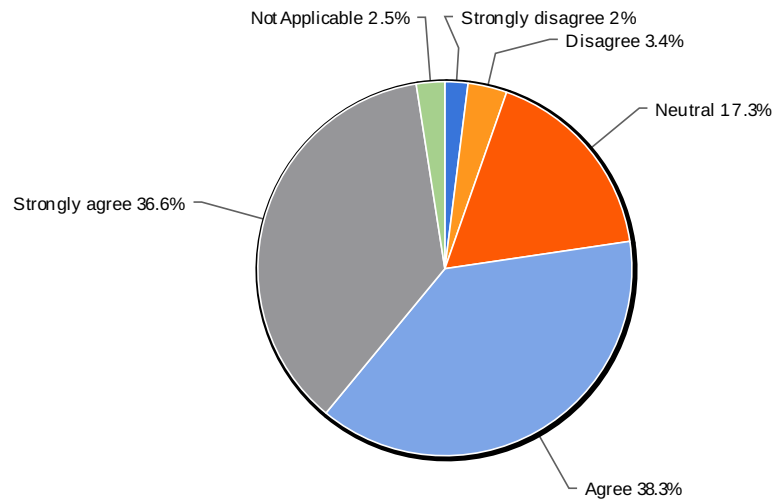


26. The material inside and outside of class facilitated my learning

Value	Count	Percent %
Strongly disagree	188	1.8%
Disagree	323	3.1%
Neutral	1,671	16.0%
Agree	3,888	37.3%
Strongly agree	3,679	35.3%
Not Applicable	682	6.5%

Statistics	
Total Responses	10,431
Sum	39,794.0
Avg.	4.1
StdDev	0.9
Max	5.0

27. The breadth of coverage facilitated my learning

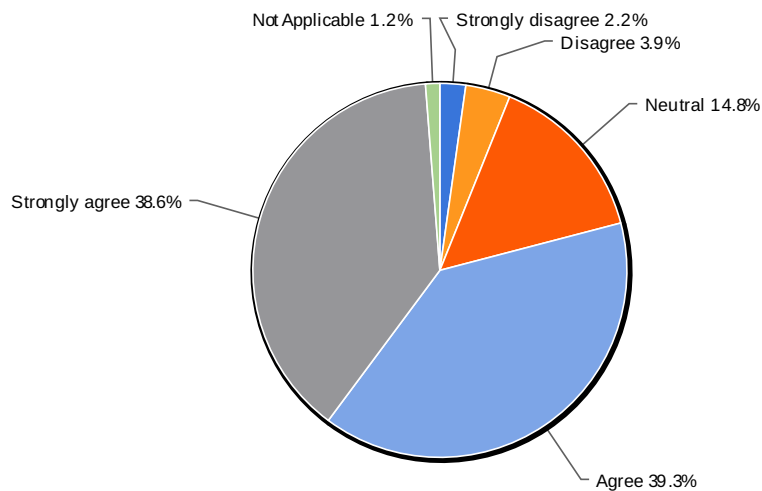


27. The breadth of coverage facilitated my learning

Value	Count	Percent %
Strongly disagree	207	2.0%
Disagree	351	3.4%
Neutral	1,802	17.3%
Agree	3,988	38.3%
Strongly agree	3,807	36.6%
Not Applicable	256	2.5%

Statistics	
Total Responses	10,411
Sum	41,302.0
Avg.	4.1
StdDev	0.9
Max	5.0

28. The depth of coverage facilitated my learning



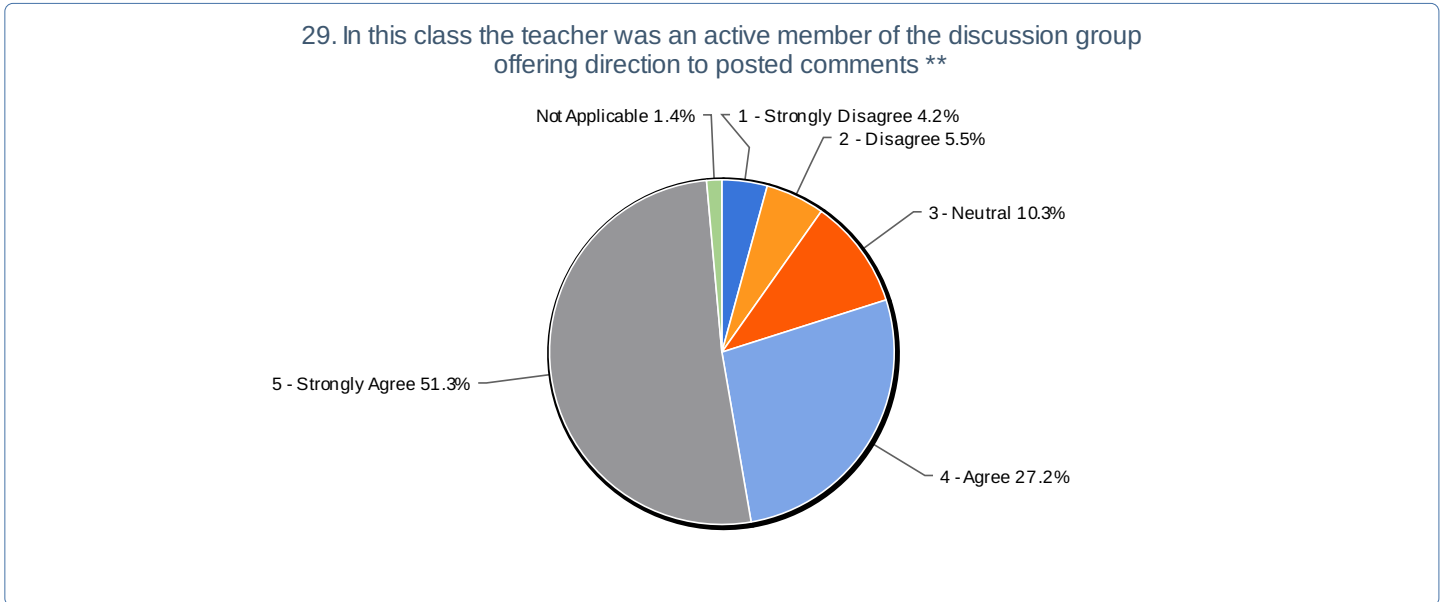
28. The depth of coverage facilitated my learning

Value	Count	Percent %
Strongly disagree	233	2.2%
Disagree	407	3.9%
Neutral	1,556	14.8%
Agree	4,119	39.3%

Statistics	
Total Responses	10,494
Sum	42,441.0
Avg.	4.1

Strongly agree	4,050	38.6%
Not Applicable	129	1.2%

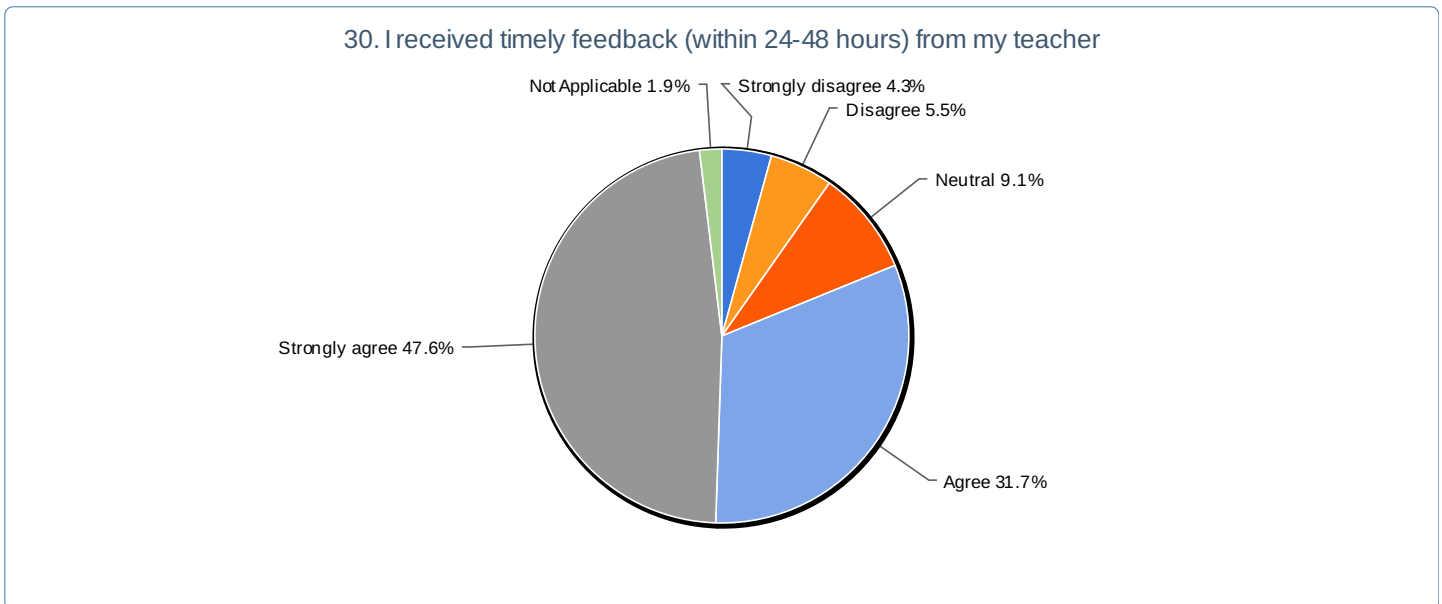
StdDev	0.9
Max	5.0



29. In this class the teacher was an active member of the discussion group offering direction to posted comments **

Value	Count	Percent %
1 - Strongly Disagree	387	4.2%
2 - Disagree	505	5.5%
3 - Neutral	941	10.3%
4 - Agree	2,481	27.2%
5 - Strongly Agree	4,679	51.3%
Not Applicable	130	1.4%

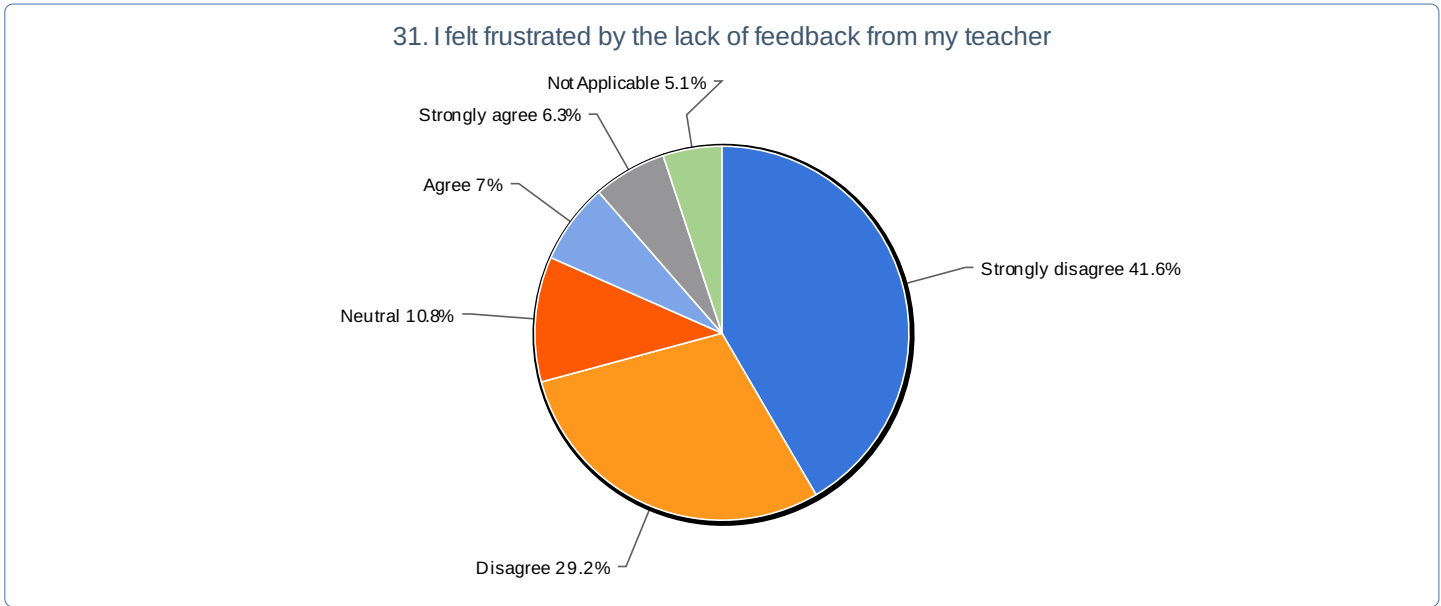
Statistics	
Total Responses	9,123
Sum	37,539.0
Avg.	4.2
StdDev	1.1
Max	5.0



30. I received timely feedback (within 24-48 hours) from my teacher

Value	Count	Percent %
Strongly disagree	444	4.3%
Disagree	569	5.5%
Neutral	945	9.1%
Agree	3,292	31.7%
Strongly agree	4,940	47.6%
Not Applicable	199	1.9%

Statistics	
Total Responses	10,389
Sum	42,285.0
Avg.	4.1
StdDev	1.1
Max	5.0

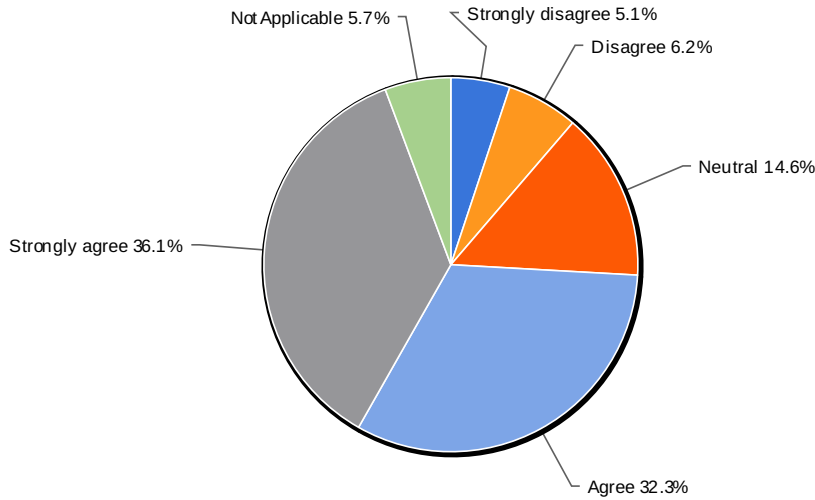


31. I felt frustrated by the lack of feedback from my teacher

Value	Count	Percent %
Strongly disagree	4,342	41.6%
Disagree	3,048	29.2%
Neutral	1,129	10.8%
Agree	725	7.0%
Strongly agree	662	6.3%
Not Applicable	530	5.1%

Statistics	
Total Responses	10,436
Sum	20,035.0
Avg.	2.0
StdDev	1.2
Max	5.0

32. I was able to get individualized attention from my teacher when needed

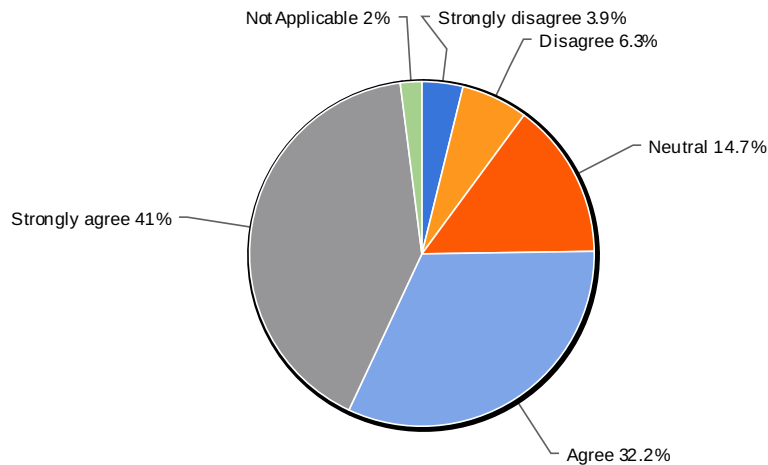


32. I was able to get individualized attention from my teacher when needed

Value	Count	Percent %
Strongly disagree	531	5.1%
Disagree	645	6.2%
Neutral	1,519	14.6%
Agree	3,366	32.3%
Strongly agree	3,755	36.1%
Not Applicable	594	5.7%

Statistics	
Total Responses	10,410
Sum	38,617.0
Avg.	3.9
StdDev	1.1
Max	5.0

33. In this class the teacher functioned as the facilitator of the course by continuously encouraging communication



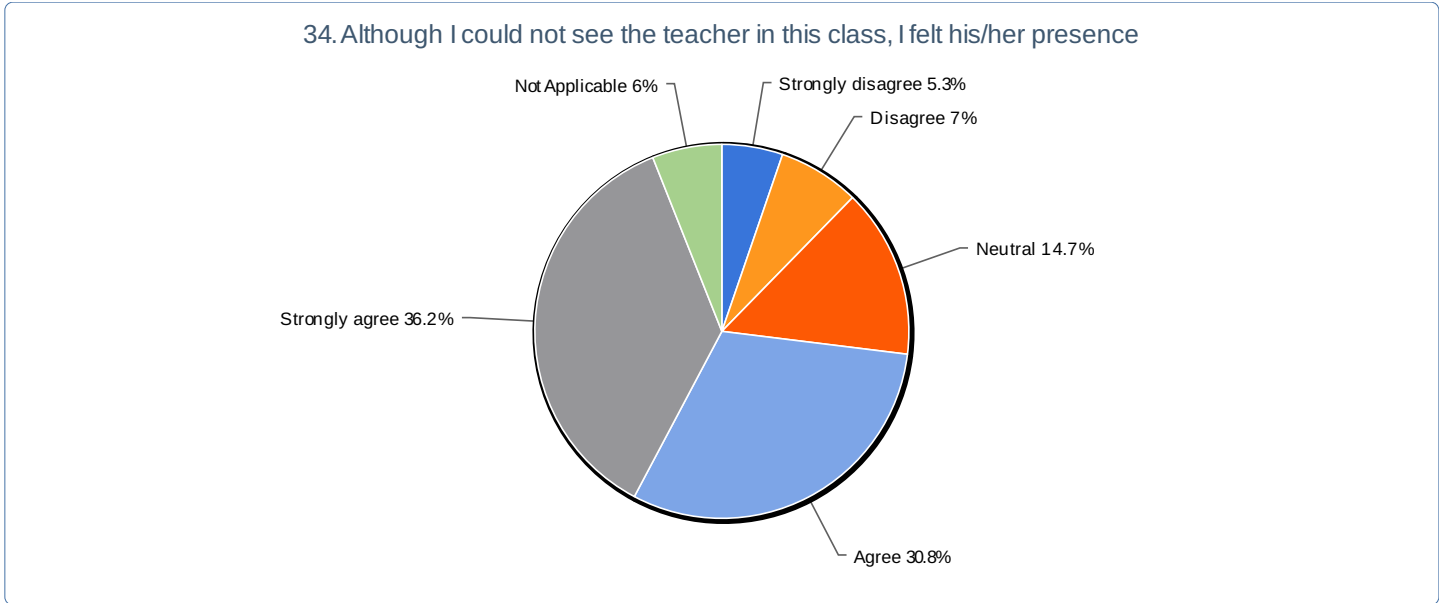
33. In this class the teacher functioned as the facilitator of the course by continuously encouraging communication

Value	Count	Percent %
Strongly disagree	401	3.9%
Disagree	651	6.3%
Neutral	1,525	14.7%

Statistics	
Total Responses	10,405
Sum	41,019.0

Agree	3,349	32.2%
Strongly agree	4,269	41.0%
Not Applicable	210	2.0%

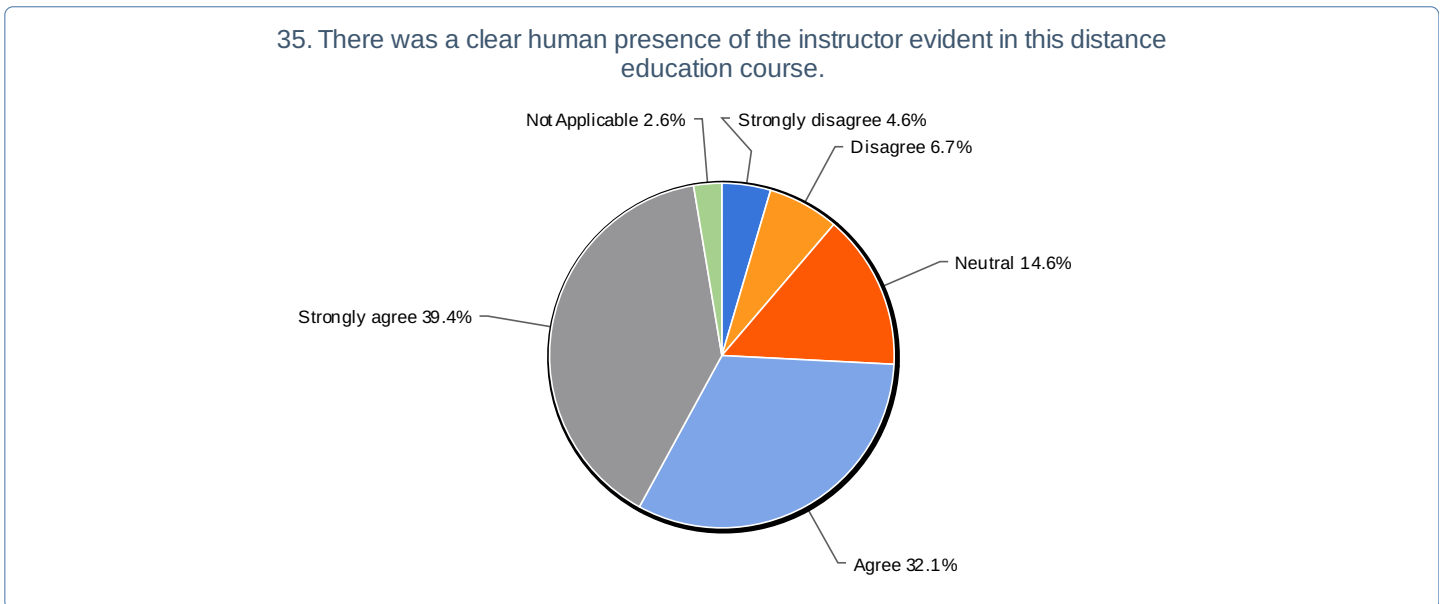
Avg.	4.0
StdDev	1.1
Max	5.0



34. Although I could not see the teacher in this class, I felt his/her presence

Value	Count	Percent %
Strongly disagree	549	5.3%
Disagree	734	7.0%
Neutral	1,527	14.7%
Agree	3,210	30.8%
Strongly agree	3,776	36.2%
Not Applicable	627	6.0%

Statistics	
Total Responses	10,423
Sum	38,318.0
Avg.	3.9
StdDev	1.2
Max	5.0

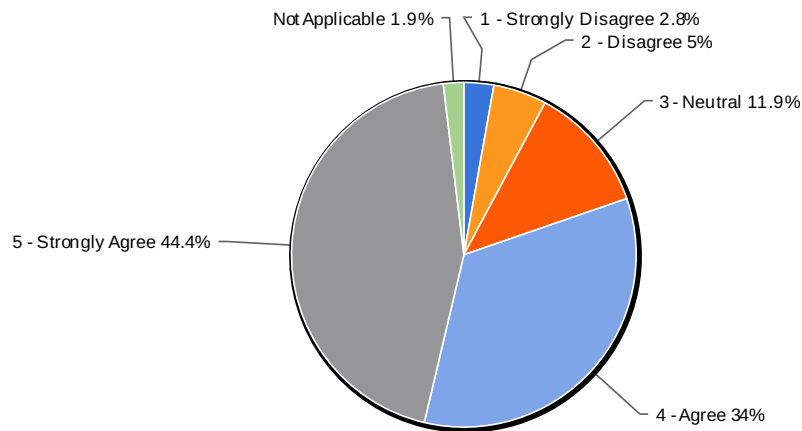


35. There was a clear human presence of the instructor evident in this distance education course.

Value	Count	Percent %
Strongly disagree	476	4.6%
Disagree	696	6.7%
Neutral	1,518	14.6%
Agree	3,348	32.1%
Strongly agree	4,107	39.4%
Not Applicable	275	2.6%

Statistics	
Total Responses	10,420
Sum	40,349.0
Avg.	4.0
StdDev	1.1
Max	5.0

36. In this class the online discussion board provided opportunity for problem solving with other students **

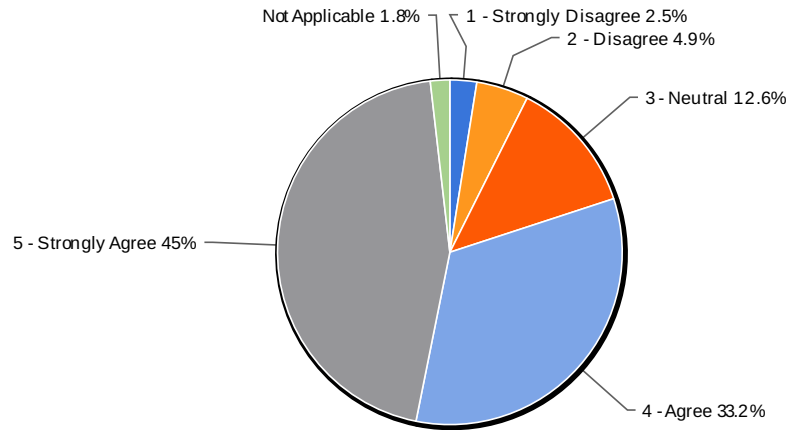


36. In this class the online discussion board provided opportunity for problem solving with other students **

Value	Count	Percent %
1 - Strongly Disagree	255	2.8%
2 - Disagree	457	5.0%
3 - Neutral	1,086	11.9%
4 - Agree	3,097	34.0%
5 - Strongly Agree	4,047	44.4%
Not Applicable	174	1.9%

Statistics	
Total Responses	9,116
Sum	37,050.0
Avg.	4.1
StdDev	1.0
Max	5.0

37. In this class the online discussion board provided opportunity for critical thinking with other students **

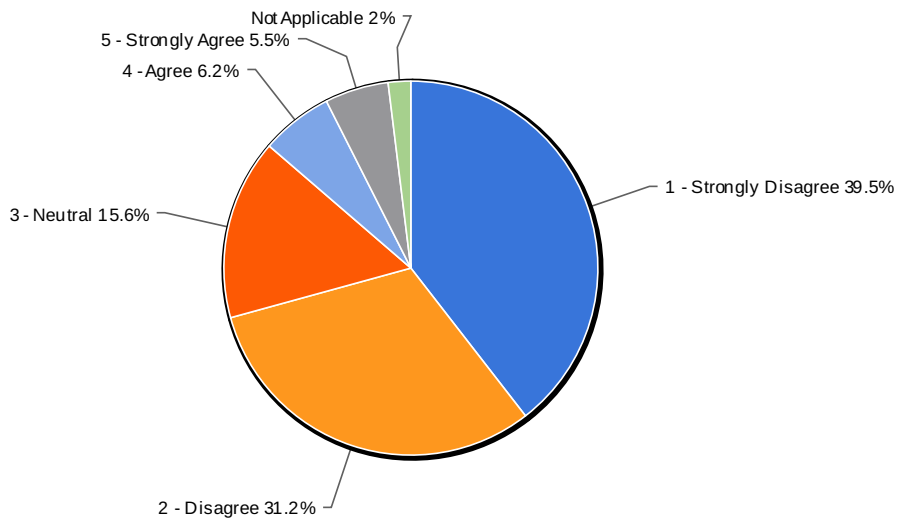


37. In this class the online discussion board provided opportunity for critical thinking with other students **

Value	Count	Percent %
1 - Strongly Disagree	228	2.5%
2 - Disagree	444	4.9%
3 - Neutral	1,141	12.6%
4 - Agree	3,011	33.2%
5 - Strongly Agree	4,086	45.0%
Not Applicable	165	1.8%

Statistics	
Total Responses	9,075
Sum	37,013.0
Avg.	4.2
StdDev	1.0
Max	5.0

38. The discussion board in this class was a waste of time **



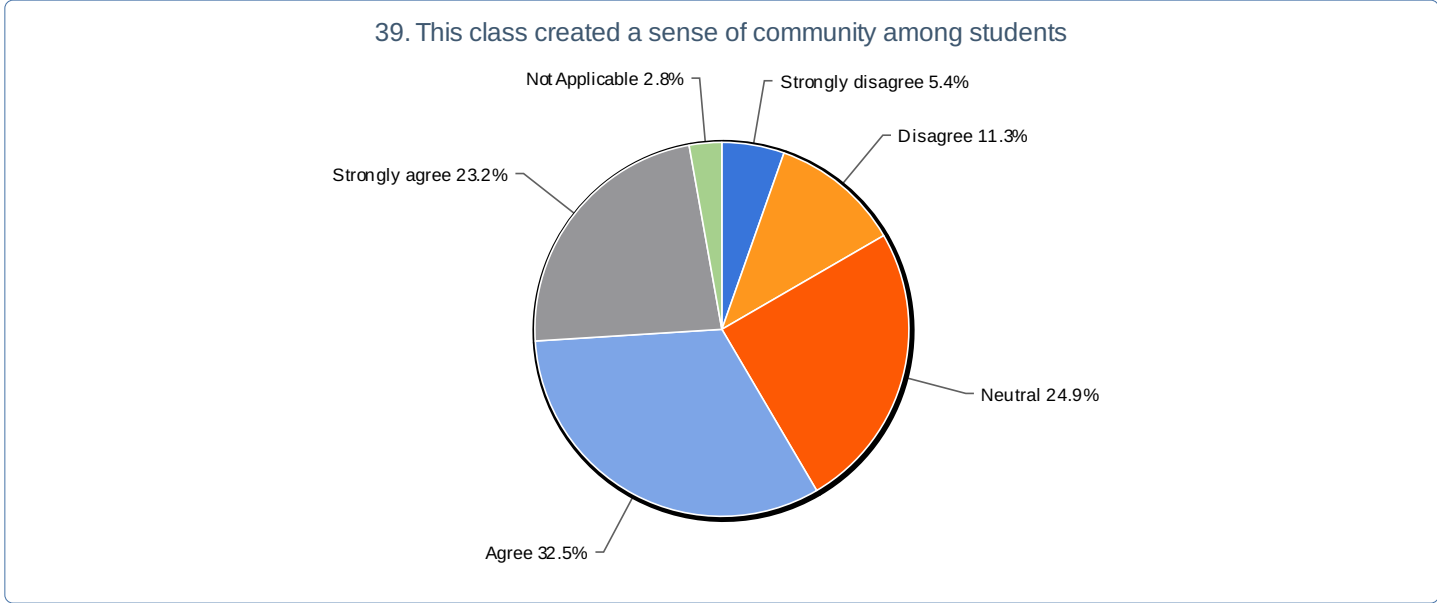
38. The discussion board in this class was a waste of time **

Value	Count	Percent %
1 - Strongly Disagree	3,605	39.5%
2 - Disagree	2,850	31.2%
3 - Neutral	1,424	15.6%

Statistics	
Total Responses	9,127
Sum	18,360.0

4 - Agree	567	6.2%
5 - Strongly Agree	503	5.5%
Not Applicable	178	2.0%

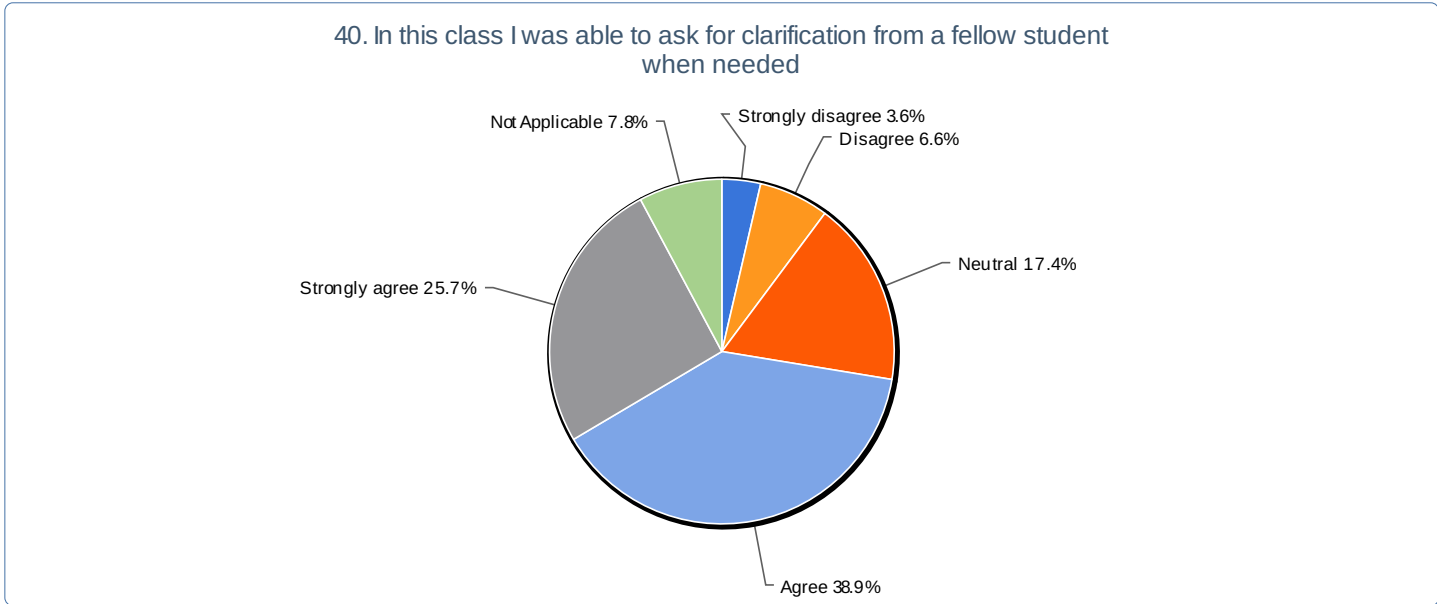
Avg.	2.1
StdDev	1.1
Max	5.0



39. This class created a sense of community among students

Value	Count	Percent %
Strongly disagree	559	5.4%
Disagree	1,168	11.3%
Neutral	2,582	24.9%
Agree	3,369	32.5%
Strongly agree	2,405	23.2%
Not Applicable	292	2.8%

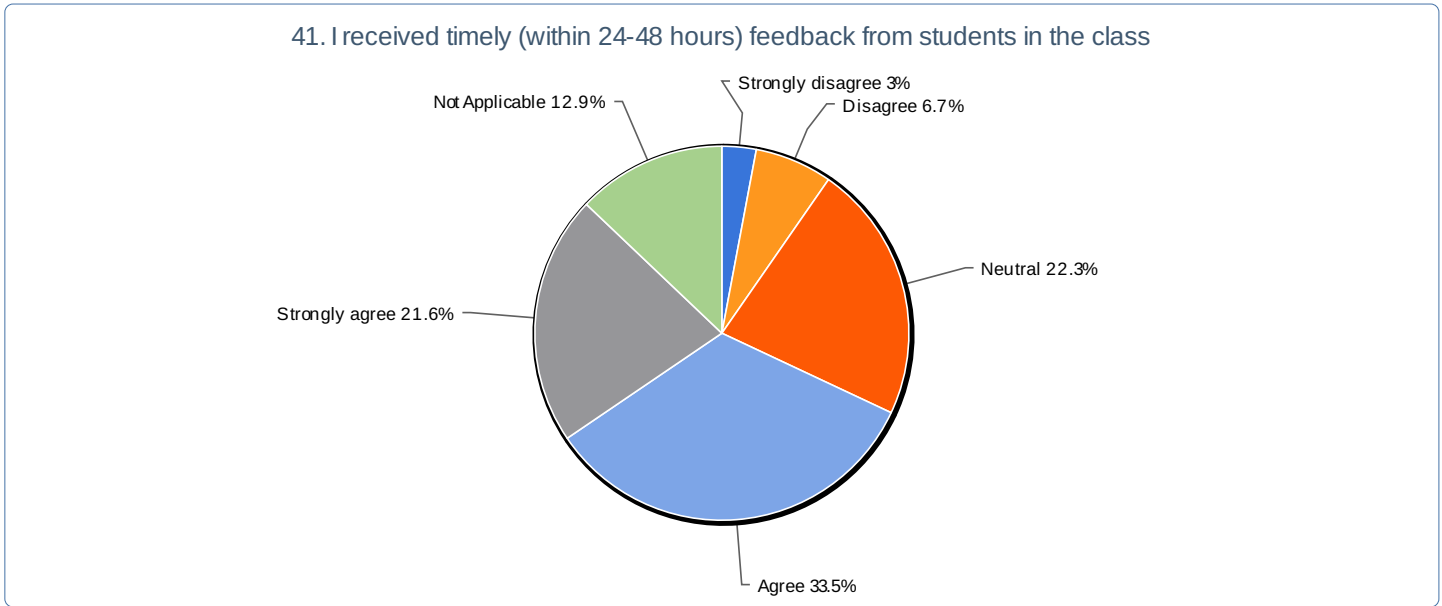
Statistics	
Total Responses	10,375
Sum	36,142.0
Avg.	3.6
StdDev	1.1
Max	5.0



40. In this class I was able to ask for clarification from a fellow student when needed

Value	Count	Percent %
Strongly disagree	376	3.6%
Disagree	681	6.6%
Neutral	1,804	17.4%
Agree	4,035	38.9%
Strongly agree	2,663	25.7%
Not Applicable	811	7.8%

Statistics	
Total Responses	10,370
Sum	36,605.0
Avg.	3.8
StdDev	1.0
Max	5.0

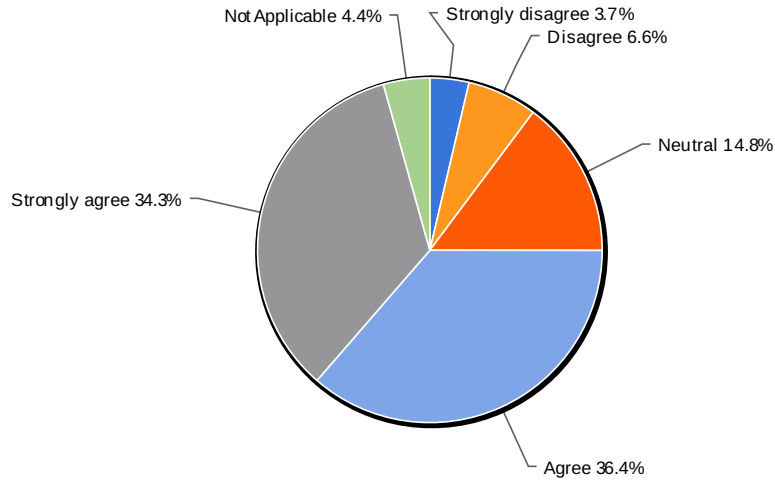


41. I received timely (within 24-48 hours) feedback from students in the class

Value	Count	Percent %
Strongly disagree	306	3.0%
Disagree	696	6.7%
Neutral	2,315	22.3%
Agree	3,476	33.5%
Strongly agree	2,239	21.6%
Not Applicable	1,337	12.9%

Statistics	
Total Responses	10,369
Sum	33,742.0
Avg.	3.7
StdDev	1.0
Max	5.0

42. This class encouraged students to discuss ideas and concepts covered with other students

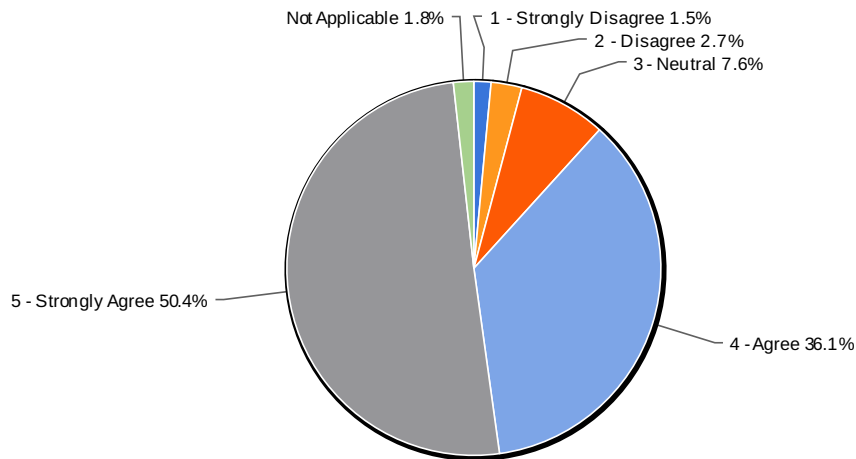


42. This class encouraged students to discuss ideas and concepts covered with other students

Value	Count	Percent %
Strongly disagree	379	3.7%
Disagree	683	6.6%
Neutral	1,536	14.8%
Agree	3,774	36.4%
Strongly agree	3,559	34.3%
Not Applicable	452	4.4%

Statistics	
Total Responses	10,383
Sum	39,244.0
Avg.	4.0
StdDev	1.1
Max	5.0

43. Most difficulties I encounter when using computers, I can deal with



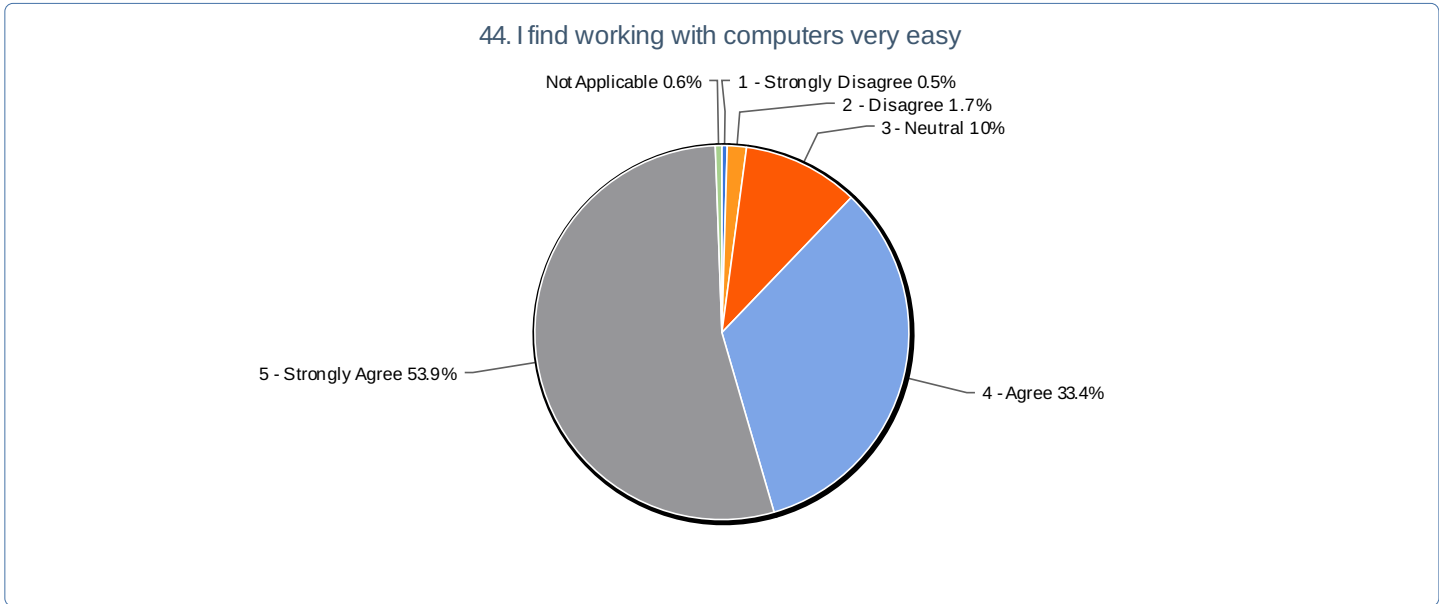
43. Most difficulties I encounter when using computers, I can deal with

Value	Count	Percent %
1 - Strongly Disagree	152	1.5%
2 - Disagree	276	2.7%
3 - Neutral	785	7.6%
4 - Agree	3,731	36.1%

Statistics	
Total Responses	10,341
Sum	44,063.0
Avg.	4.3

5 - Strongly Agree	5,216	50.4%
Not Applicable	181	1.8%

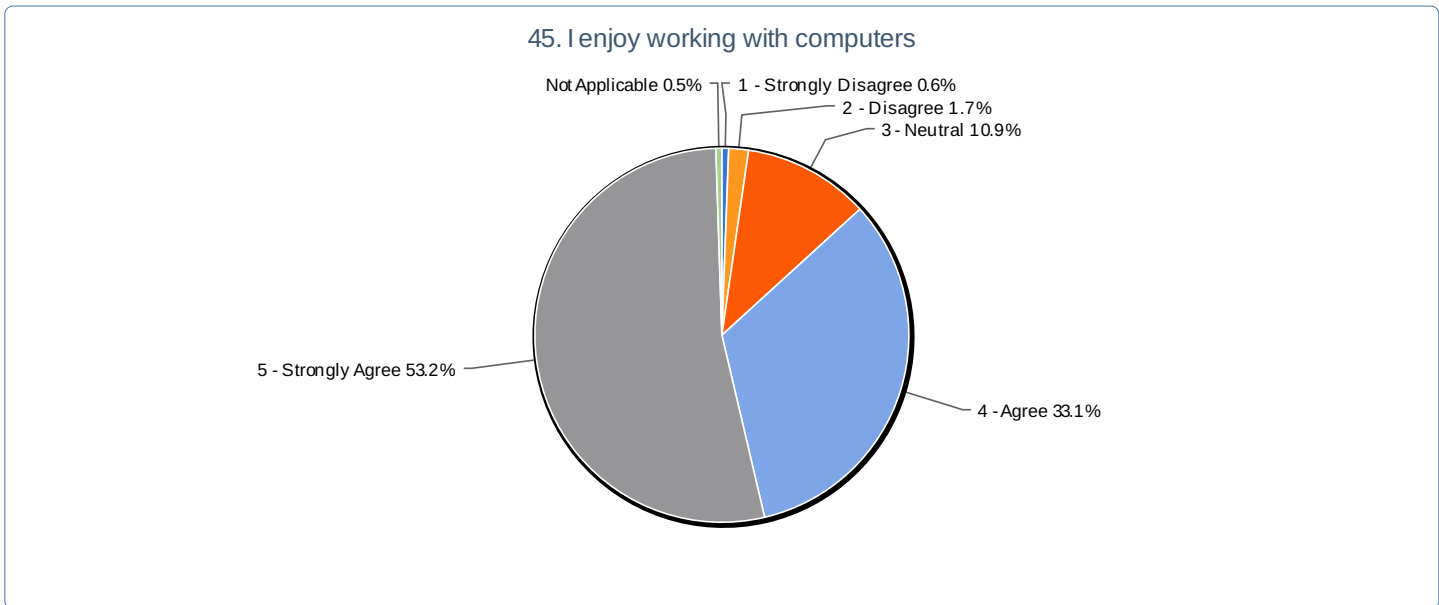
StdDev	0.8
Max	5.0



44. I find working with computers very easy

Value	Count	Percent %
1 - Strongly Disagree	48	0.5%
2 - Disagree	171	1.7%
3 - Neutral	1,039	10.0%
4 - Agree	3,451	33.4%
5 - Strongly Agree	5,582	53.9%
Not Applicable	58	0.6%

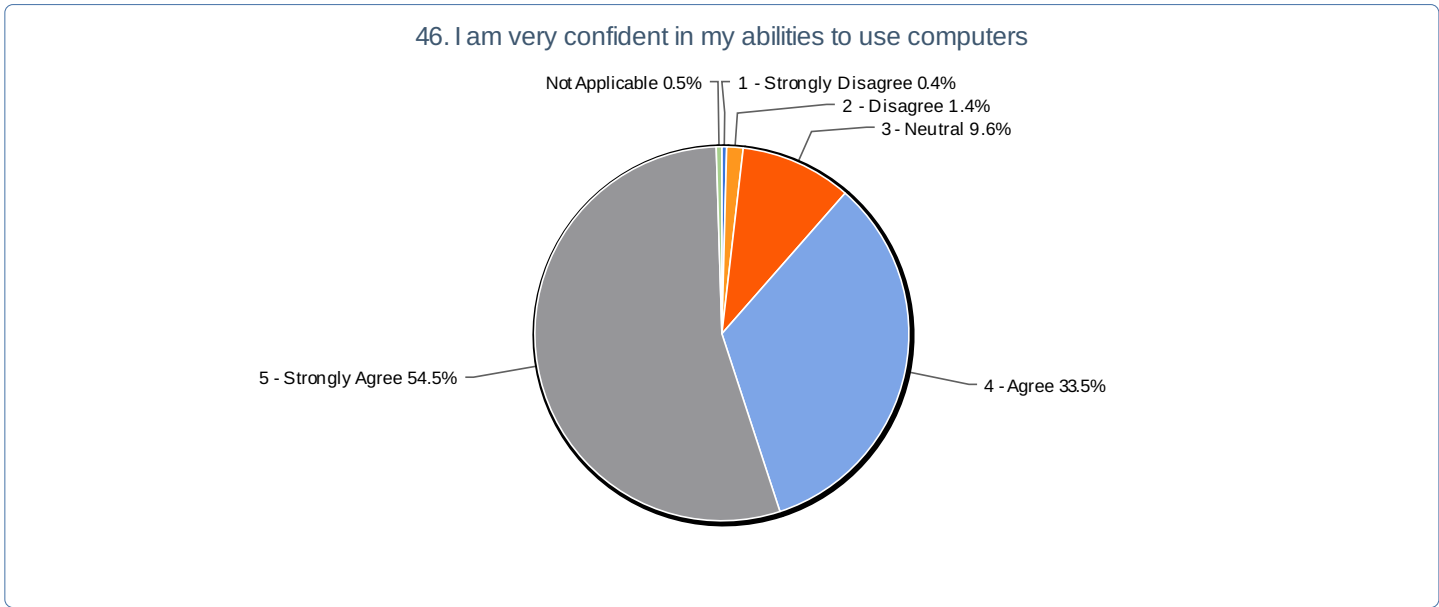
Statistics	
Total Responses	10,349
Sum	45,221.0
Avg.	4.4
StdDev	0.8
Max	5.0



45. I enjoy working with computers

Value	Count	Percent %
1 - Strongly Disagree	60	0.6%
2 - Disagree	176	1.7%
3 - Neutral	1,128	10.9%
4 - Agree	3,414	33.1%
5 - Strongly Agree	5,482	53.2%
Not Applicable	53	0.5%

Statistics	
Total Responses	10,313
Sum	44,862.0
Avg.	4.4
StdDev	0.8
Max	5.0

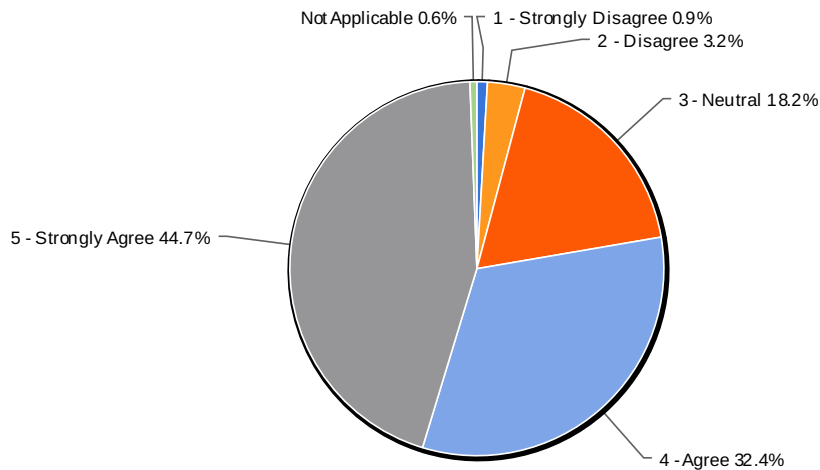


46. I am very confident in my abilities to use computers

Value	Count	Percent %
1 - Strongly Disagree	43	0.4%
2 - Disagree	145	1.4%
3 - Neutral	995	9.6%
4 - Agree	3,458	33.5%
5 - Strongly Agree	5,629	54.5%
Not Applicable	50	0.5%

Statistics	
Total Responses	10,320
Sum	45,295.0
Avg.	4.4
StdDev	0.8
Max	5.0

47. Computers make me much more productive

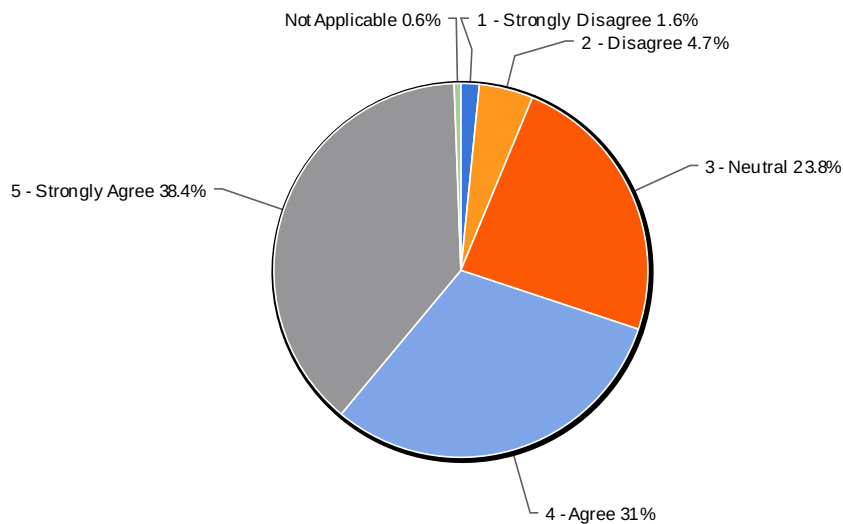


47. Computers make me much more productive

Value	Count	Percent %
1 - Strongly Disagree	93	0.9%
2 - Disagree	334	3.2%
3 - Neutral	1,869	18.2%
4 - Agree	3,335	32.4%
5 - Strongly Agree	4,603	44.7%
Not Applicable	61	0.6%

Statistics	
Total Responses	10,295
Sum	42,723.0
Avg.	4.2
StdDev	0.9
Max	5.0

48. Using computers makes learning more interesting



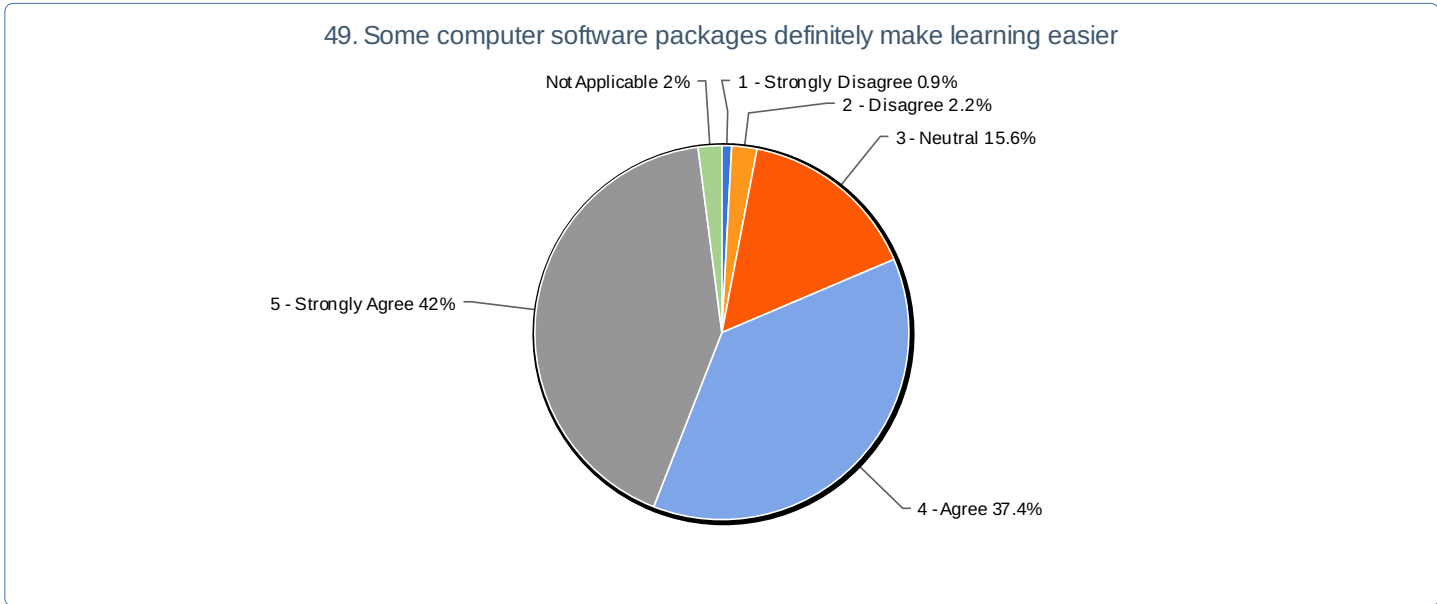
48. Using computers makes learning more interesting

Value	Count	Percent %
1 - Strongly Disagree	163	1.6%
2 - Disagree	479	4.7%
3 - Neutral	2,447	23.8%
4 - Agree	3,178	31.0%

Statistics	
Total Responses	10,266
Sum	40,869.0
Avg.	4.0

5 - Strongly Agree	3,939	38.4%
Not Applicable	60	0.6%

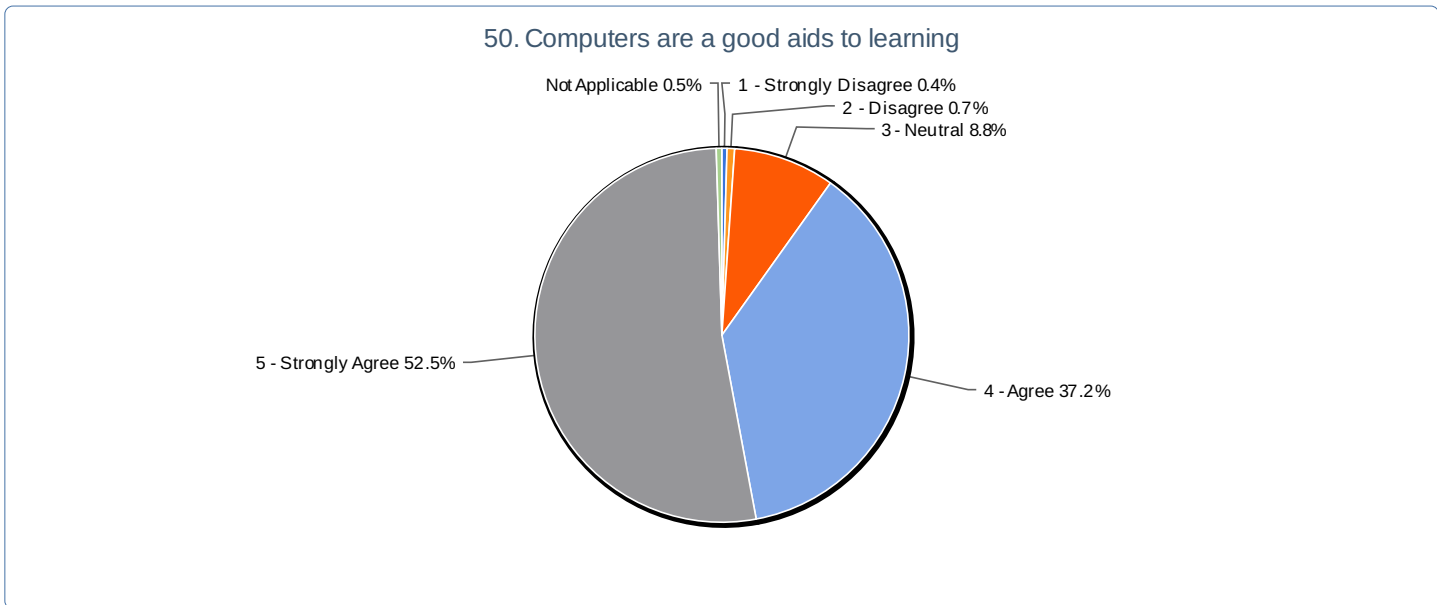
StdDev	1.0
Max	5.0



49. Some computer software packages definitely make learning easier

Value	Count	Percent %
1 - Strongly Disagree	87	0.9%
2 - Disagree	223	2.2%
3 - Neutral	1,603	15.6%
4 - Agree	3,841	37.4%
5 - Strongly Agree	4,321	42.0%
Not Applicable	210	2.0%

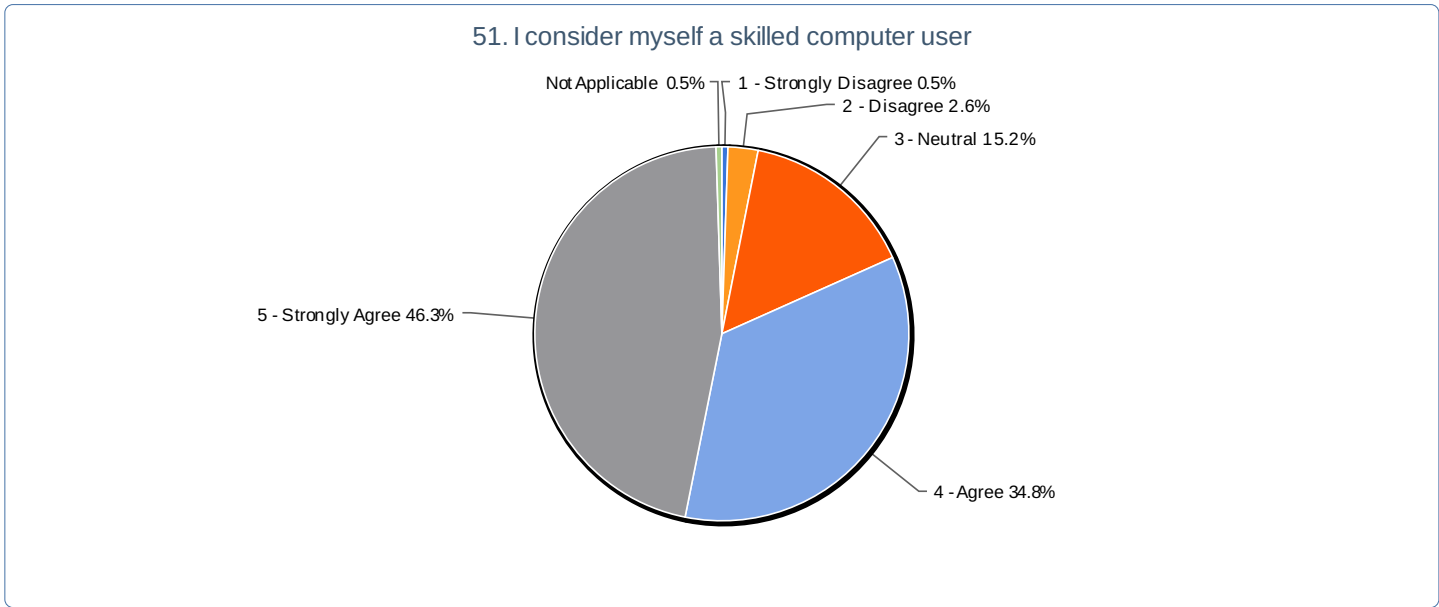
Statistics	
Total Responses	10,285
Sum	42,311.0
Avg.	4.2
StdDev	0.8
Max	5.0



50. Computers are a good aids to learning

Value	Count	Percent %
1 - Strongly Disagree	45	0.4%
2 - Disagree	68	0.7%
3 - Neutral	902	8.8%
4 - Agree	3,826	37.2%
5 - Strongly Agree	5,395	52.5%
Not Applicable	50	0.5%

Statistics	
Total Responses	10,286
Sum	45,166.0
Avg.	4.4
StdDev	0.7
Max	5.0

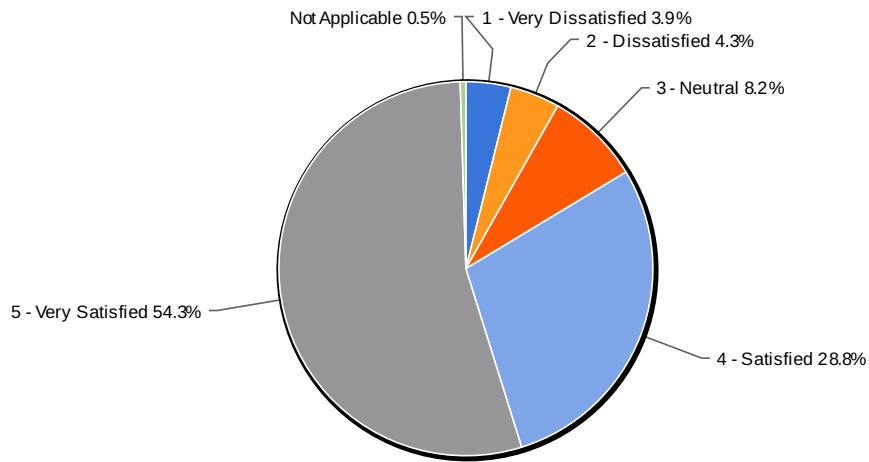


51. I consider myself a skilled computer user

Value	Count	Percent %
1 - Strongly Disagree	54	0.5%
2 - Disagree	268	2.6%
3 - Neutral	1,573	15.2%
4 - Agree	3,604	34.8%
5 - Strongly Agree	4,793	46.3%
Not Applicable	52	0.5%

Statistics	
Total Responses	10,344
Sum	43,690.0
Avg.	4.2
StdDev	0.8
Max	5.0

52. I am very satisfied with this online course

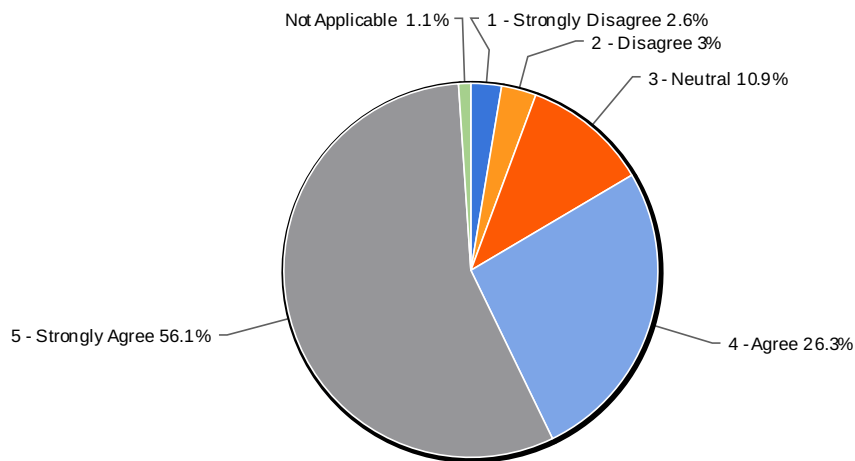


52. I am very satisfied with this online course

Value	Count	Percent %
1 - Very Dissatisfied	398	3.9%
2 - Dissatisfied	442	4.3%
3 - Neutral	839	8.2%
4 - Satisfied	2,960	28.8%
5 - Very Satisfied	5,577	54.3%
Not Applicable	50	0.5%

Statistics	
Total Responses	10,266
Sum	43,524.0
Avg.	4.3
StdDev	1.0
Max	5.0

53. I would like to take another online course



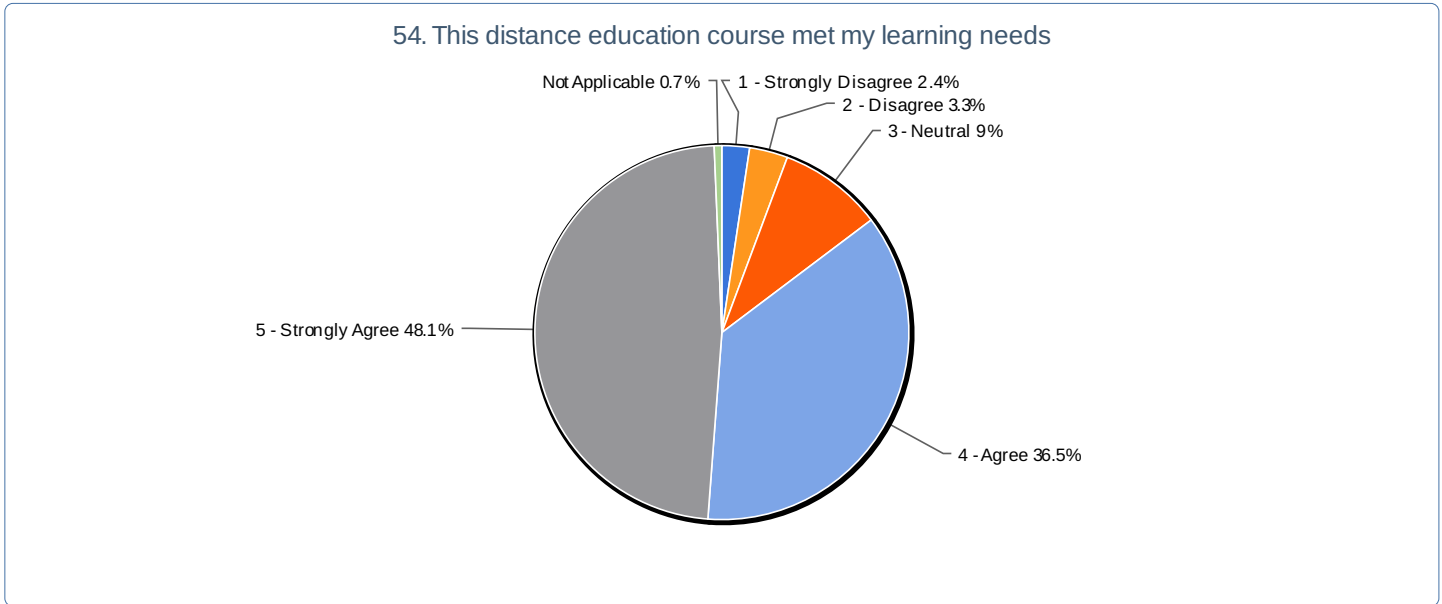
53. I would like to take another online course

Value	Count	Percent %
1 - Strongly Disagree	271	2.6%
2 - Disagree	308	3.0%
3 - Neutral	1,115	10.9%
4 - Agree	2,700	26.3%

Statistics	
Total Responses	10,265
Sum	43,842.0
Avg.	4.3

5 - Strongly Agree	5,762	56.1%
Not Applicable	109	1.1%

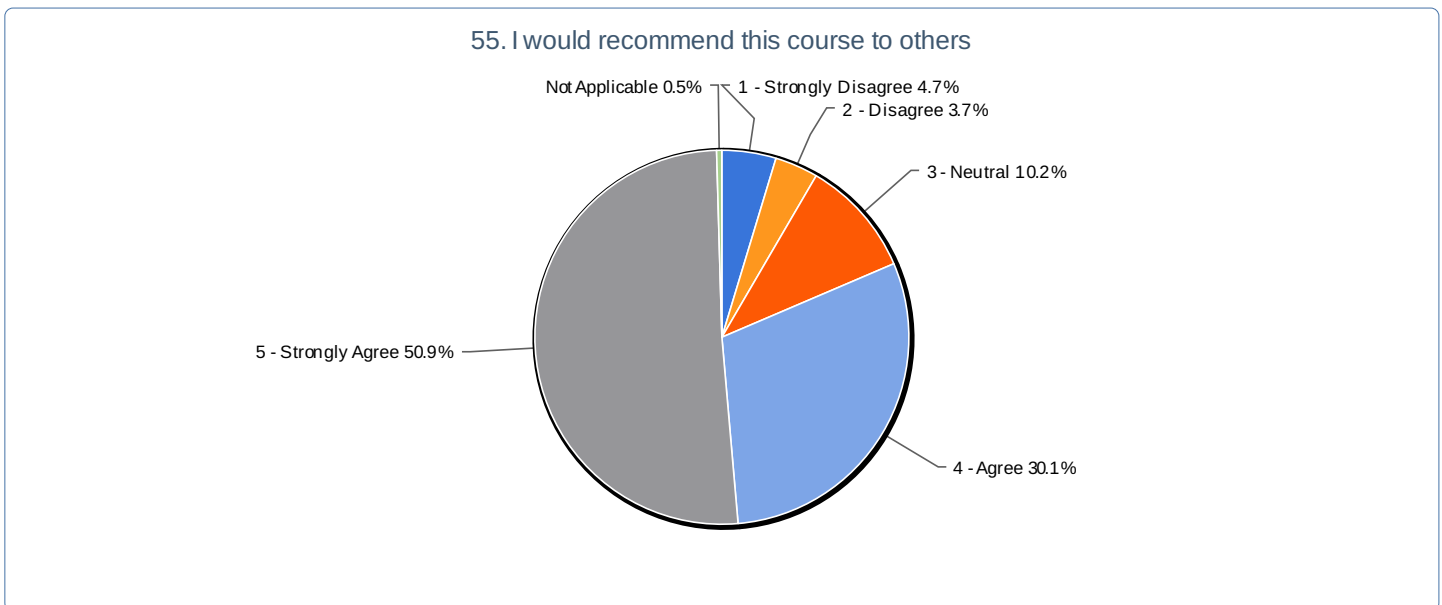
StdDev	1.0
Max	5.0



54. This distance education course met my learning needs

Value	Count	Percent %
1 - Strongly Disagree	244	2.4%
2 - Disagree	340	3.3%
3 - Neutral	926	9.0%
4 - Agree	3,743	36.5%
5 - Strongly Agree	4,939	48.1%
Not Applicable	67	0.7%

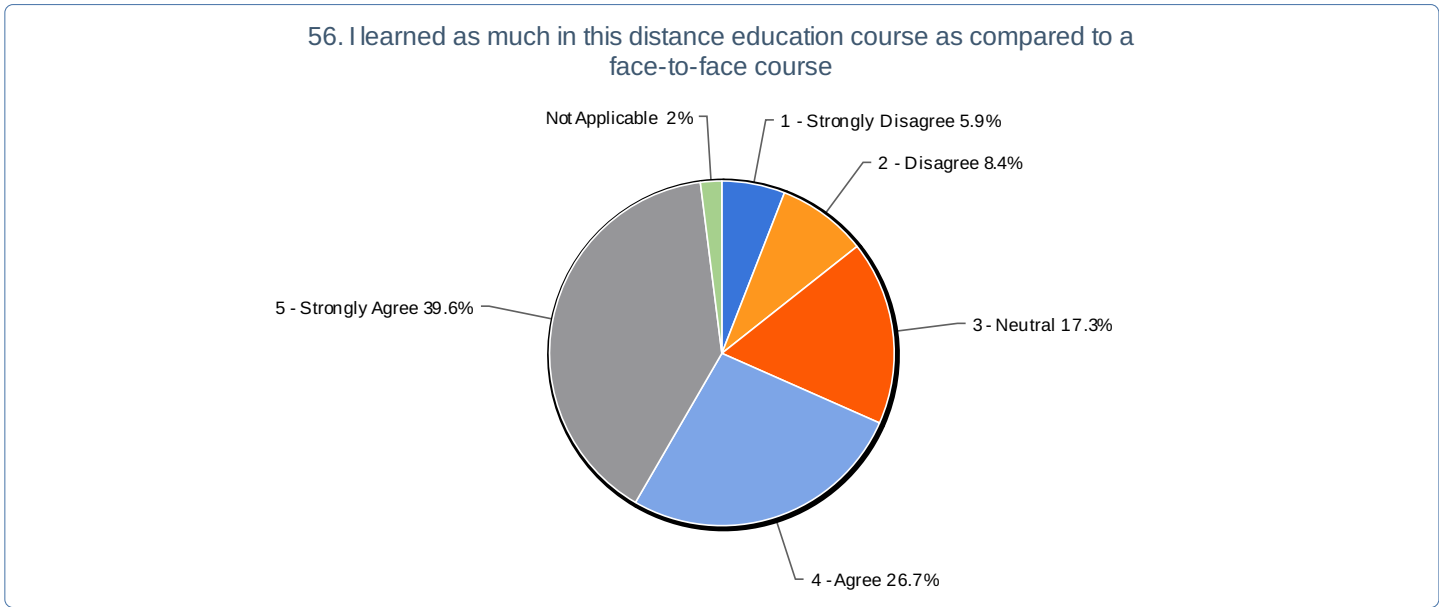
Statistics	
Total Responses	10,259
Sum	43,369.0
Avg.	4.3
StdDev	0.9
Max	5.0



55. I would recommend this course to others

Value	Count	Percent %
1 - Strongly Disagree	481	4.7%
2 - Disagree	384	3.7%
3 - Neutral	1,043	10.2%
4 - Agree	3,088	30.1%
5 - Strongly Agree	5,234	50.9%
Not Applicable	47	0.5%

Statistics	
Total Responses	10,277
Sum	42,900.0
Avg.	4.2
StdDev	1.1
Max	5.0

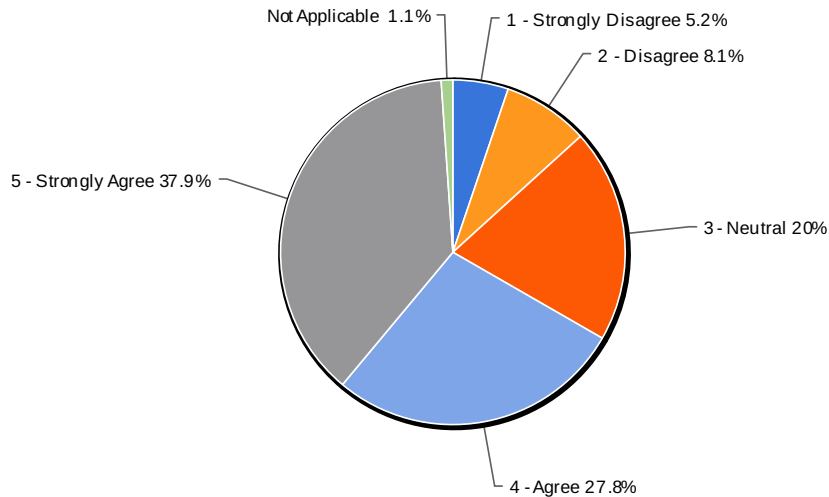


56. I learned as much in this distance education course as compared to a face-to-face course

Value	Count	Percent %
1 - Strongly Disagree	609	5.9%
2 - Disagree	867	8.4%
3 - Neutral	1,777	17.3%
4 - Agree	2,751	26.7%
5 - Strongly Agree	4,078	39.6%
Not Applicable	206	2.0%

Statistics	
Total Responses	10,288
Sum	39,068.0
Avg.	3.9
StdDev	1.2
Max	5.0

57. I believe distance education courses are as effective as face-to-face courses

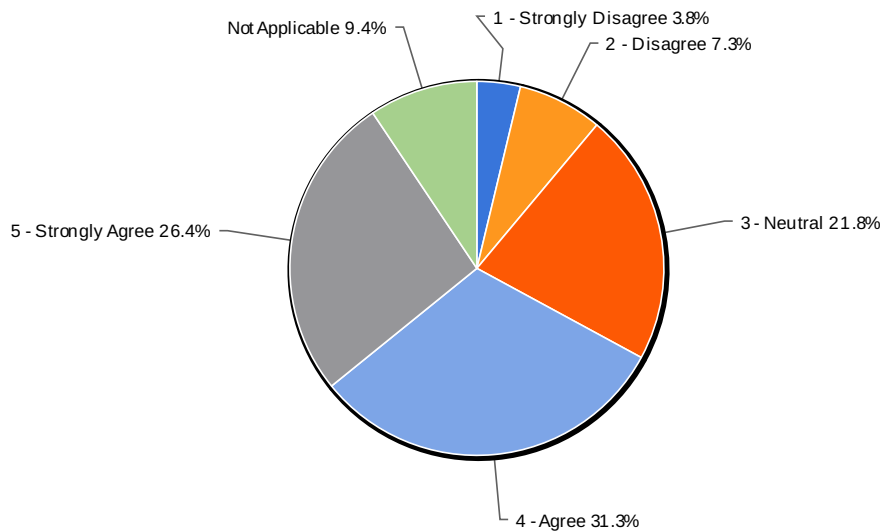


57. I believe distance education courses are as effective as face-to-face courses

Value	Count	Percent %
1 - Strongly Disagree	538	5.2%
2 - Disagree	834	8.1%
3 - Neutral	2,071	20.0%
4 - Agree	2,870	27.8%
5 - Strongly Agree	3,913	37.9%
Not Applicable	112	1.1%

Statistics	
Total Responses	10,338
Sum	39,464.0
Avg.	3.9
StdDev	1.2
Max	5.0

58. There was a effective ratio of graded vs. un-graded work



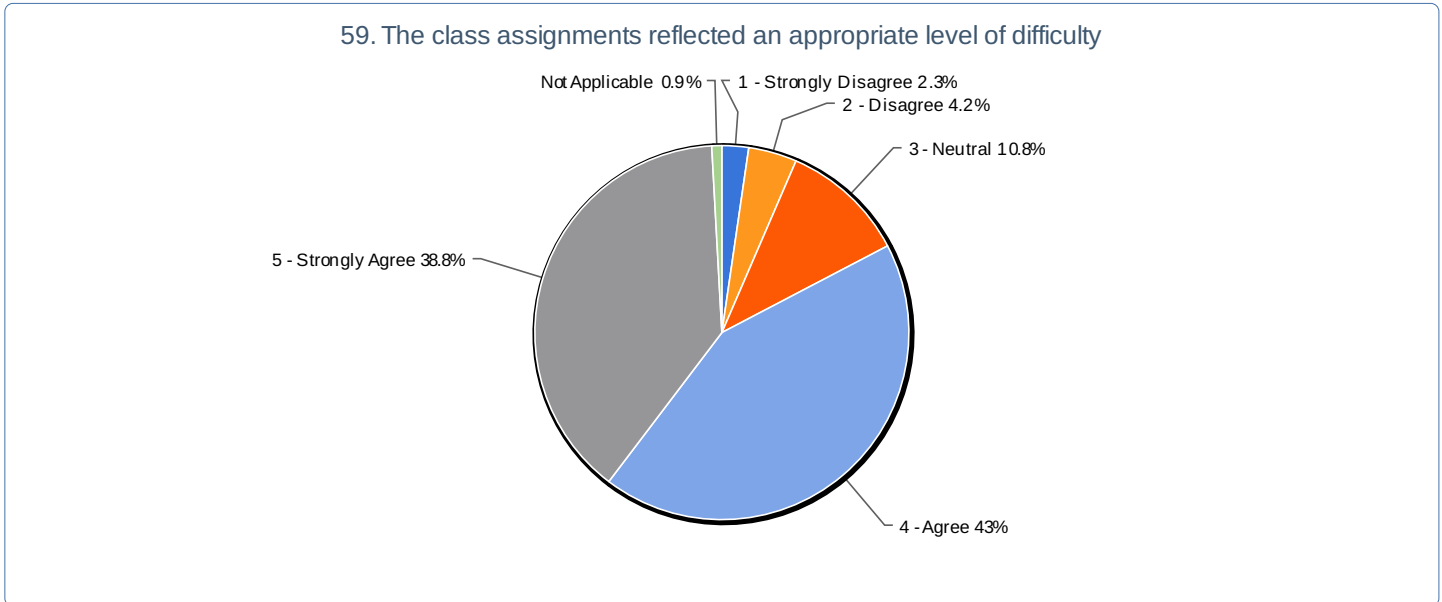
58. There was a effective ratio of graded vs. un-graded work

Value	Count	Percent %
1 - Strongly Disagree	387	3.8%
2 - Disagree	757	7.3%
3 - Neutral	2,251	21.8%
4 - Agree	3,224	31.3%

Statistics	
Total Responses	10,316
Sum	35,185.0
Avg.	3.8

5 - Strongly Agree	2,727	26.4%
Not Applicable	970	9.4%

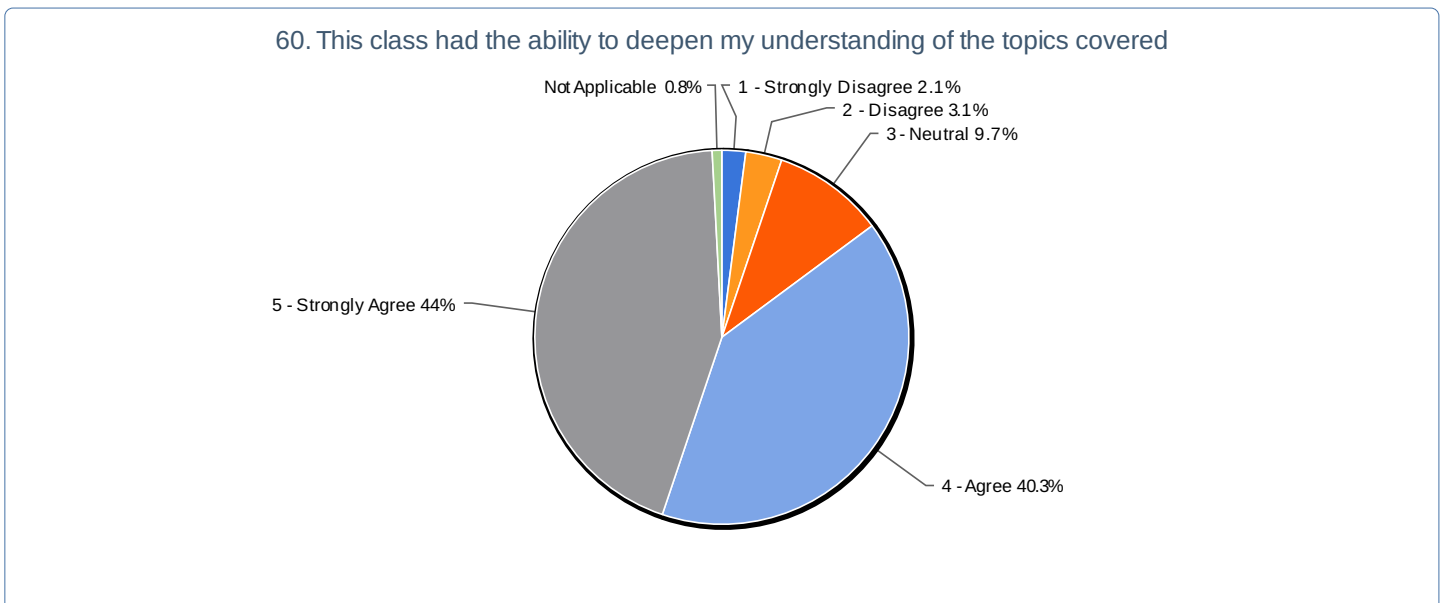
StdDev	1.1
Max	5.0



59. The class assignments reflected an appropriate level of difficulty

Value	Count	Percent %
1 - Strongly Disagree	237	2.3%
2 - Disagree	432	4.2%
3 - Neutral	1,117	10.8%
4 - Agree	4,431	43.0%
5 - Strongly Agree	3,999	38.8%
Not Applicable	89	0.9%

Statistics	
Total Responses	10,305
Sum	42,171.0
Avg.	4.1
StdDev	0.9
Max	5.0



60. This class had the ability to deepen my understanding of the topics covered

Value	Count	Percent %
1 - Strongly Disagree	211	2.1%
2 - Disagree	323	3.1%
3 - Neutral	996	9.7%
4 - Agree	4,153	40.3%
5 - Strongly Agree	4,534	44.0%
Not Applicable	86	0.8%

Statistics	
Total Responses	10,303
Sum	43,127.0
Avg.	4.2
StdDev	0.9
Max	5.0