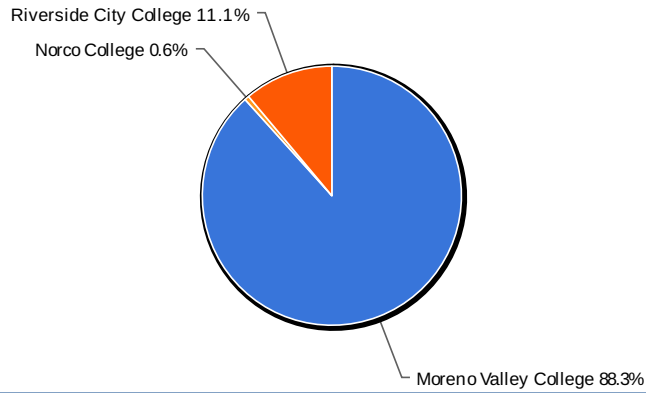


Moreno Valley College Summary Report - July 19, 2013

Survey: 2012 Fall DE Student Satisfaction Survey

2. Please select the college from the drop down menu where you completed the distance education course in the 2012 Fall semester.

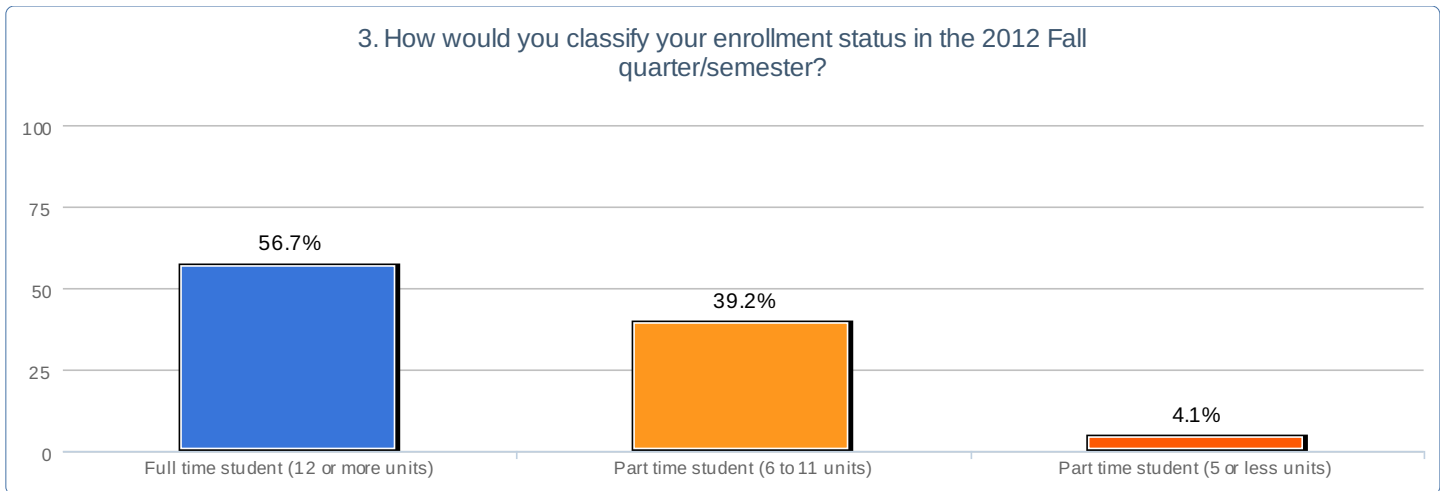


2. Please select the college from the drop down menu where you completed the distance education course in the 2012 Fall semester.

Value	Count	Percent %
Allan Hancock College	0	0.0%
American River College	0	0.0%
Antelope Valley College	0	0.0%
Bakersfield College	0	0.0%
Berkeley City College	0	0.0%
Butte College	0	0.0%
Cabrillo College	0	0.0%
Chaffey College	0	0.0%
Citrus College	0	0.0%
City College of San Francisco	0	0.0%
College of Marin	0	0.0%
College of the Sequoias	0	0.0%
College of the Siskiyous	0	0.0%
Cosumnes River College	0	0.0%
Cuesta College	0	0.0%
Cuyamaca College	0	0.0%
Cypress College	0	0.0%
Diablo Valley College	0	0.0%
El Camino College	0	0.0%
Evergreen Valley College	0	0.0%
Feather River College	0	0.0%
Folsom Lake College	0	0.0%
Fresno City College	0	0.0%
Glendale College	0	0.0%
Grossmont College	0	0.0%
Los Angeles City College	0	0.0%
Los Angeles Harbor College	0	0.0%

Statistics	
Total Responses	171

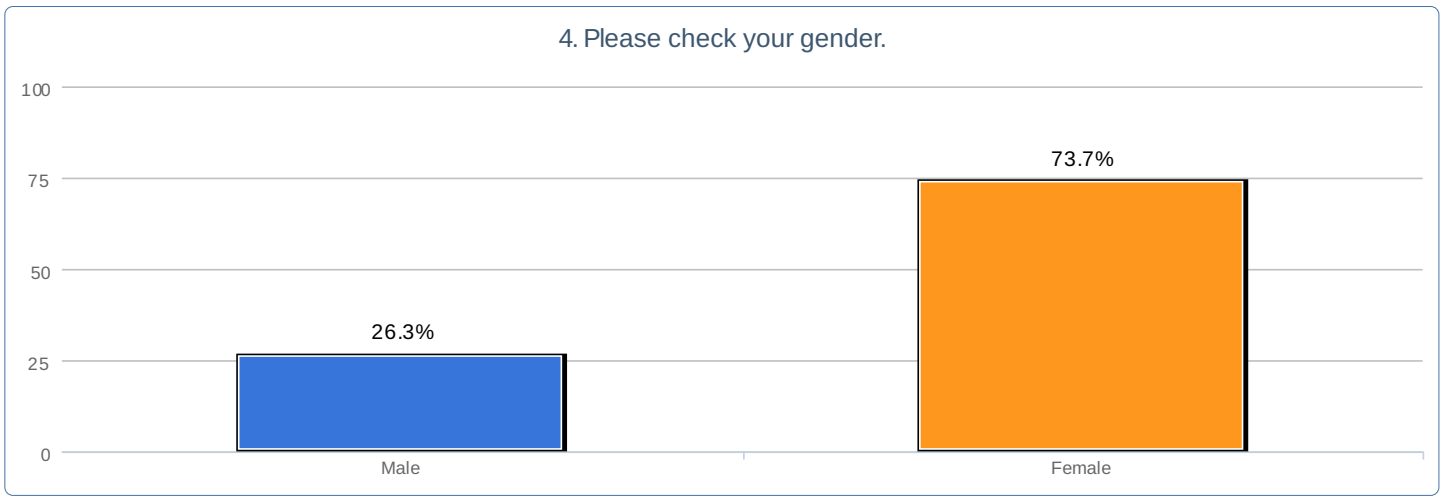
Merced College	0	0.0%
Mira Costa College	0	0.0%
Mission College	0	0.0%
Moreno Valley College	151	88.3%
Norco College	1	0.6%
Pasadena College	0	0.0%
Porterville College	0	0.0%
Riverside City College	19	11.1%
Sacramento City College	0	0.0%
San Diego City College	0	0.0%
San Diego Mesa College	0	0.0%
San Diego Miramar College	0	0.0%
San Joaquin Delta College	0	0.0%
Santa Ana College	0	0.0%
Santa Barbara City College	0	0.0%
Solano College	0	0.0%
Southwestern College	0	0.0%
Skyline College	0	0.0%
Victor Valley College	0	0.0%
West Hills-Lemoore College	0	0.0%



3. How would you classify your enrollment status in the 2012 Fall quarter/semester?

Value	Count	Percent %
Full time student (12 or more units)	97	56.7%
Part time student (6 to 11 units)	67	39.2%
Part time student (5 or less units)	7	4.1%

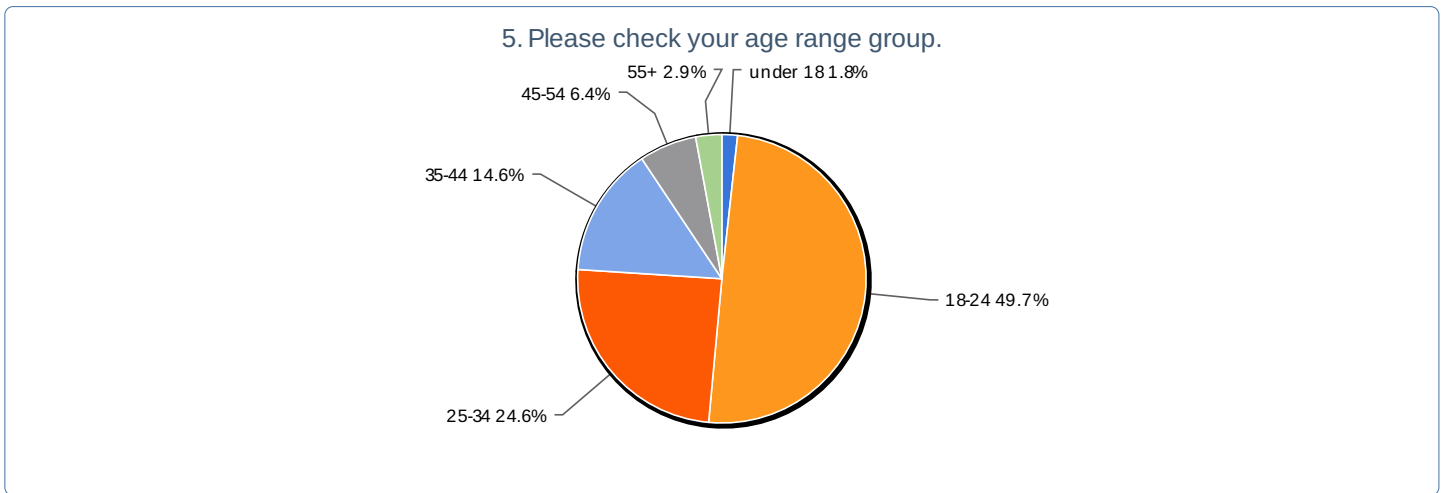
Statistics	
Total Responses	171



4. Please check your gender.

Value	Count	Percent %
Male	45	26.3%
Female	126	73.7%

Statistics	
Total Responses	171

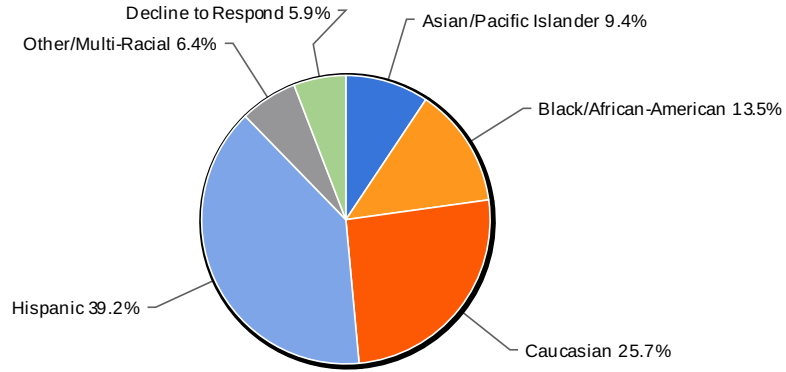


5. Please check your age range group.

Value	Count	Percent %
under 18	3	1.8%
18-24	85	49.7%
25-34	42	24.6%
35-44	25	14.6%
45-54	11	6.4%
55+	5	2.9%

Statistics	
Total Responses	171
Sum	4,225.0
Avg.	25.1
StdDev	9.6
Max	55.0

6. Please identify your race/ethnicity

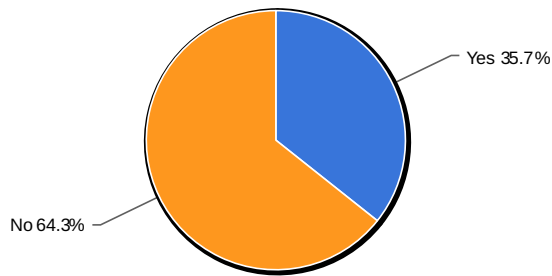


6. Please identify your race/ethnicity

Value	Count	Percent %
Asian/Pacific Islander	16	9.4%
Black/African-American	23	13.5%
Caucasian	44	25.7%
Hispanic	67	39.2%
Native American/Alaska Native	0	0.0%
Other/Multi-Racial	11	6.4%
Decline to Respond	10	5.9%

Statistics	
Total Responses	171

7. Have you ever taken a distance education orientation course or workshop at this college?

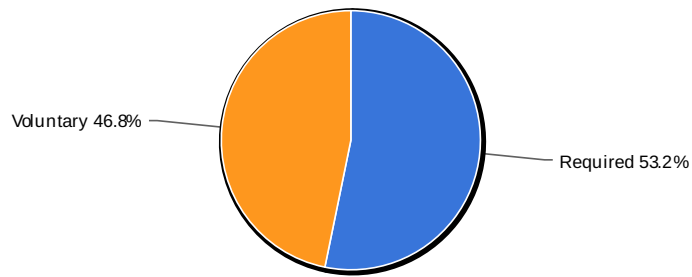


7. Have you ever taken a distance education orientation course or workshop at this college?

Value	Count	Percent %
Yes	61	35.7%
No	110	64.3%

Statistics	
Total Responses	171

Is the course or workshop required before you can take a distance education course at the college or is it voluntary?

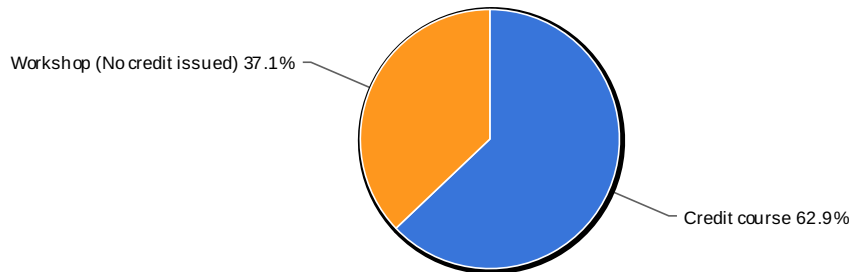


Is the course or workshop required before you can take a distance education course at the college or is it voluntary?

Value	Count	Percent %
Required	33	53.2%
Voluntary	29	46.8%

Statistics	
Total Responses	62

Is it a credit course for which you receive credit or is it a workshop where no credit is issued?

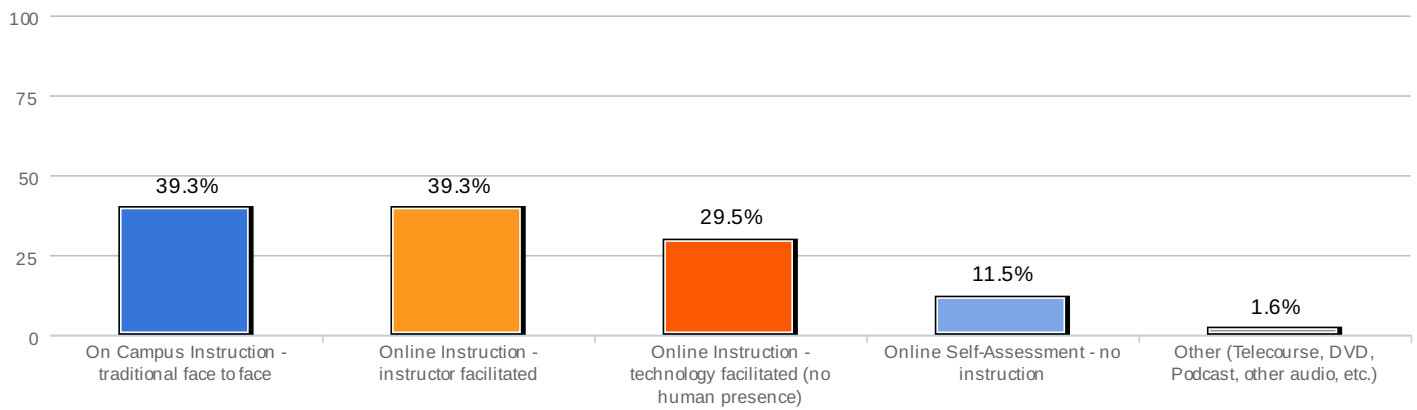


Is it a credit course for which you receive credit or is it a workshop where no credit is issued?

Value	Count	Percent %
Credit course	39	62.9%
Workshop (No credit issued)	23	37.1%

Statistics	
Total Responses	62

What type of orientation course/workshop did you complete?

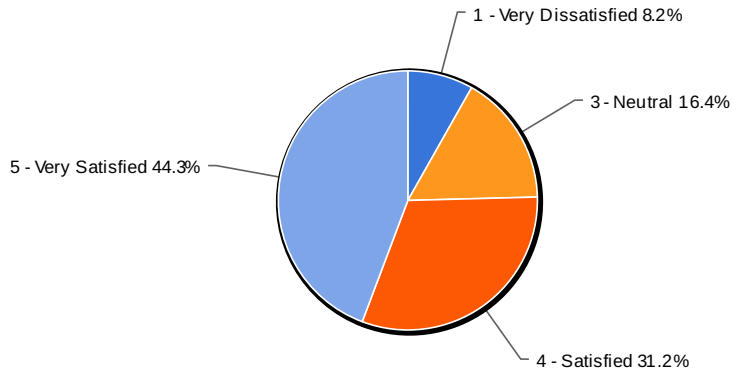


What type of orientation course/workshop did you complete?

Value	Count	Percent %
On Campus Instruction - traditional face to face	24	39.3%
Online Instruction - instructor facilitated	24	39.3%
Online Instruction - technology facilitated (no human presence)	18	29.5%
Online Self-Assessment - no instruction	7	11.5%
Other (Telecourse, DVD, Podcast, other audio, etc.)	1	1.6%

Statistics	
Total Responses	61

On a scale of 1-5 with 5 being the highest, how satisfied were you with this distance education orientation course/workshop?

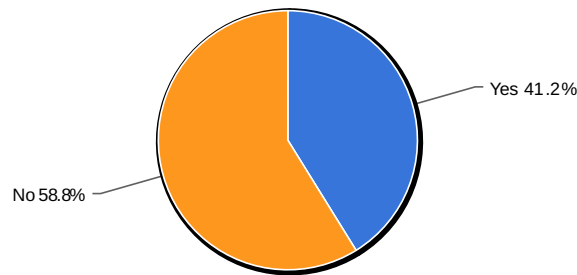


On a scale of 1-5 with 5 being the highest, how satisfied were you with this distance education orientation course/workshop?

Value	Count	Percent %
1 - Very Dissatisfied	5	8.2%
2 - Dissatisfied	0	0.0%
3 - Neutral	10	16.4%
4 - Satisfied	19	31.2%
5 - Very Satisfied	27	44.3%

Statistics	
Total Responses	61
Sum	246.0
Avg.	4.0
StdDev	1.2
Max	5.0

9. Have you ever completed a distance education course at this college before the 2012 Fall semester?



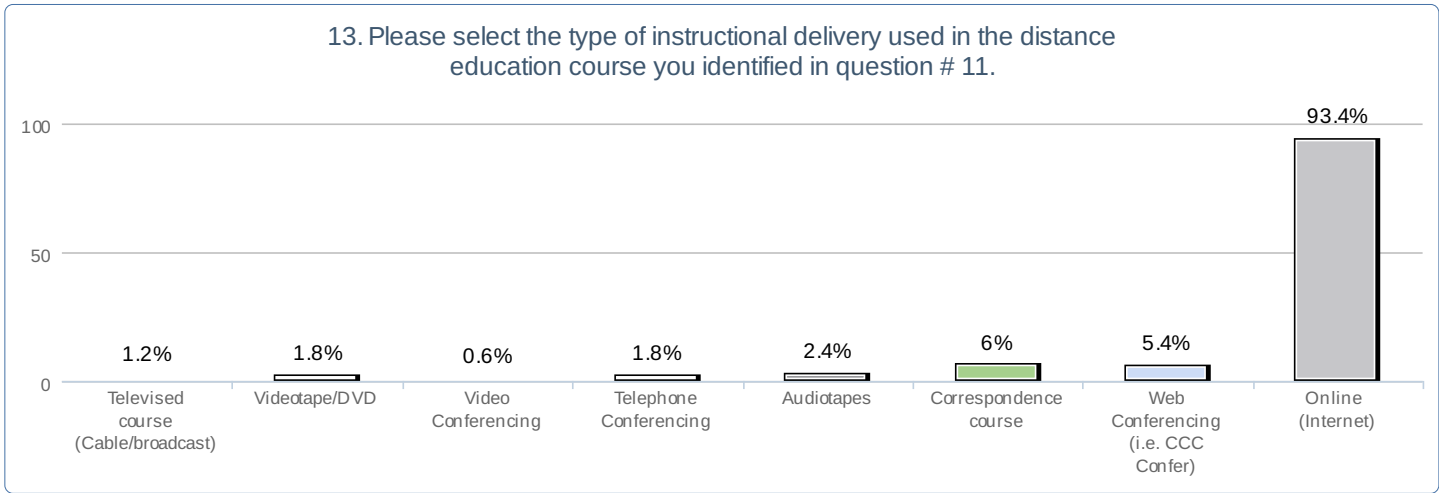
9. Have you ever completed a distance education course at this college before the 2012 Fall semester?

Value	Count	Percent %	Statistics	
Yes	70	41.2%	Total Responses	170
No	100	58.8%		

12. On a scale of 1-5 with 5 being the highest please rate the importance of the following possible reasons why you enrolled in the distance education course identified in question #11. (Please respond to each item)

	1 - Not Very Important	2 - Not Important	3 - Neutral	4 - Important	5 - Very Important	Not Applicable	Responses
The course met requirements for the associate degree	4.2% 7	2.4% 4	10.2% 17	15.6% 26	62.9% 105	6.6% 11	167
The course met requirements for transfer to a 4-year college or university	3.0% 5	2.4% 4	13.7% 23	10.1% 17	60.1% 101	10.7% 18	168
The course met requirements for a vocational certificate	10.3% 17	5.5% 9	22.4% 37	6.7% 11	21.8% 36	35.8% 59	165
The course would improve my job skills/expand my job opportunities	8.5% 14	4.3% 7	18.3% 30	19.5% 32	36.0% 59	14.0% 23	164
The course was convenient with my work schedule	6.0% 10	1.2% 2	9.6% 16	15.1% 25	51.2% 85	20.5% 34	166
The course was convenient with my child-rearing schedule	12.0% 20	1.8% 3	7.8% 13	5.4% 9	24.1% 40	51.2% 85	166
I had success with a previous distance education course	6.0% 10	1.2% 2	13.9% 23	8.4% 14	33.7% 56	38.0% 63	166
I had a personal interest in the subject	8.5% 14	6.1% 10	26.7% 44	18.2% 30	34.5% 57	8.5% 14	165
I thought it would be more varied and interesting	9.8% 16	9.1% 15	22.6% 37	29.9% 49	20.1% 33	10.4% 17	164
I enjoy learning on a computer	4.2% 7	2.4% 4	24.2% 40	25.5% 42	40.0% 66	6.7% 11	165
I prefer this method of instruction	5.4% 9	3.6% 6	28.7% 48	17.4% 29	42.5% 71	3.0% 5	167
The instructor's reputation	9.1% 15	3.7% 6	23.2% 38	14.6% 24	42.1% 69	11.0% 18	164
All on-campus sections of the course were full	17.2% 28	8.6% 14	19.0% 31	11.7% 19	15.3% 25	30.1% 49	163
The course was not scheduled in a classroom setting	13.5% 22	8.6% 14	20.9% 34	10.4% 17	12.9% 21	36.2% 59	163
I was unable to come to campus	18.8% 31	9.1% 15	13.9% 23	9.7% 16	17.0% 28	31.5% 52	165

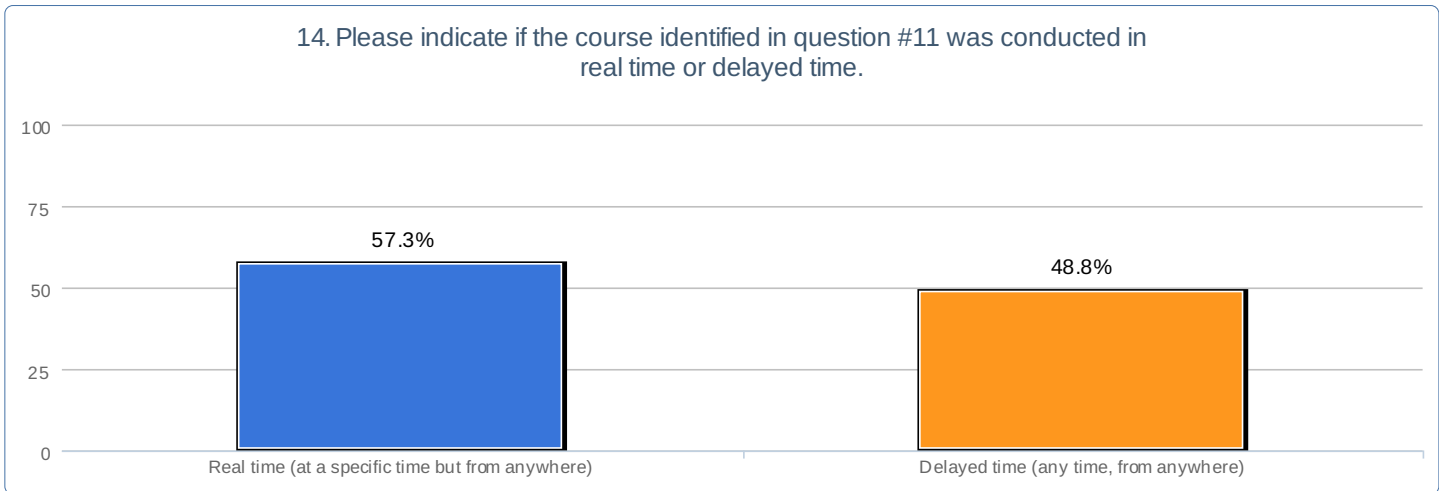
I have a disability that makes it difficult to attend classes on campus	24.2% 40	5.5% 9	6.7% 11	2.4% 4	4.2% 7	59.4% 98	165
--	--------------------	------------------	-------------------	------------------	------------------	--------------------	------------



13. Please select the type of instructional delivery used in the distance education course you identified in question # 11.

Value	Count	Percent %
Televised course (Cable/broadcast)	2	1.2%
Videotape/DVD	3	1.8%
Video Conferencing	1	0.6%
Telephone Conferencing	3	1.8%
Audiotapes	4	2.4%
Correspondence course	10	6.0%
Web Conferencing (i.e. CCC Confer)	9	5.4%
Online (Internet)	155	93.4%

Statistics	
Total Responses	166

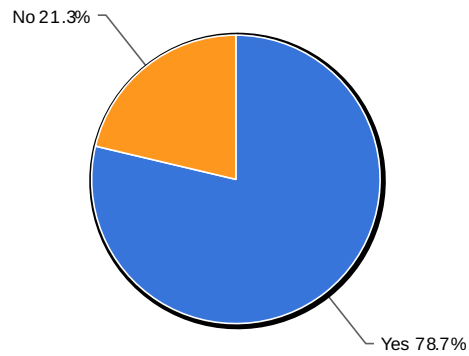


14. Please indicate if the course identified in question #11 was conducted in real time or delayed time.

Value	Count	Percent %
Real time (at a specific time but from anywhere)	94	57.3%
Delayed time (any time, from anywhere)	80	48.8%

Statistics	
Total Responses	164

15. Did this course use a discussion board?

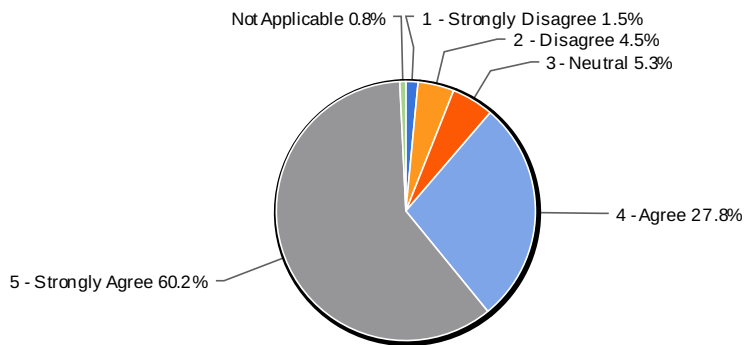


15. Did this course use a discussion board?

Value	Count	Percent %
Yes	133	78.7%
No	36	21.3%

Statistics	
Total Responses	169

16. In this class the teacher was an active member of the discussion group offering direction to posted comments

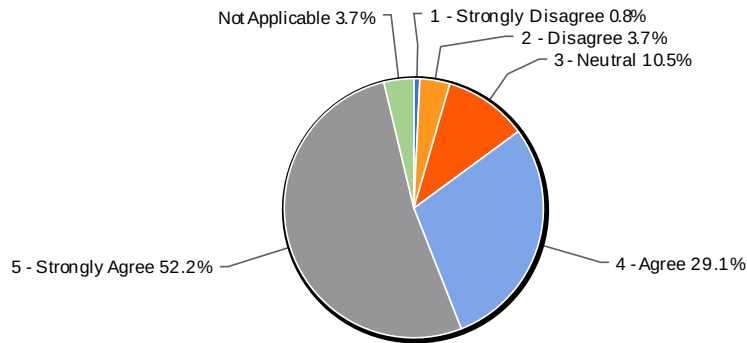


16. In this class the teacher was an active member of the discussion group offering direction to posted comments

Value	Count	Percent %
1 - Strongly Disagree	2	1.5%
2 - Disagree	6	4.5%
3 - Neutral	7	5.3%
4 - Agree	37	27.8%
5 - Strongly Agree	80	60.2%
Not Applicable	1	0.8%

Statistics	
Total Responses	133
Sum	583.0
Avg.	4.4
StdDev	0.9
Max	5.0

17. In this class the online discussion board provided opportunity for problem solving with other students

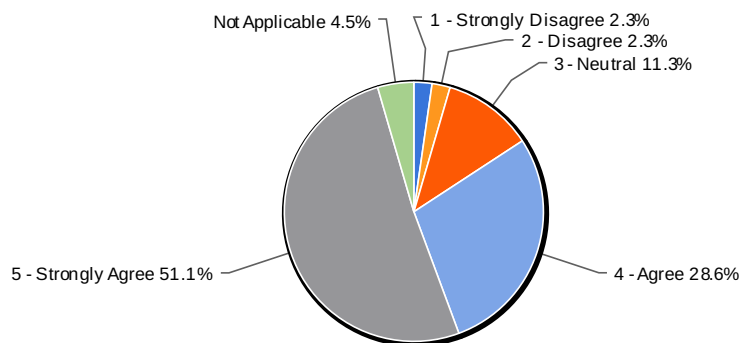


17. In this class the online discussion board provided opportunity for problem solving with other students

Value	Count	Percent %
1 - Strongly Disagree	1	0.8%
2 - Disagree	5	3.7%
3 - Neutral	14	10.5%
4 - Agree	39	29.1%
5 - Strongly Agree	70	52.2%
Not Applicable	5	3.7%

Statistics	
Total Responses	134
Sum	559.0
Avg.	4.3
StdDev	0.9
Max	5.0

18. In this class the online discussion board provided opportunity for critical thinking with other students

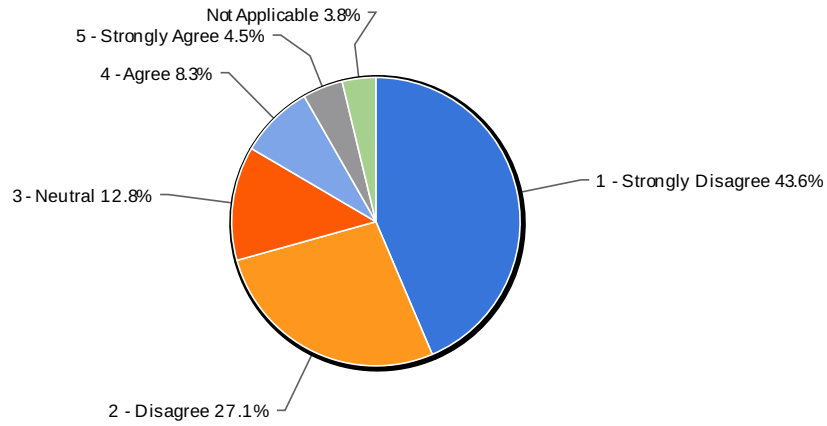


18. In this class the online discussion board provided opportunity for critical thinking with other students

Value	Count	Percent %
1 - Strongly Disagree	3	2.3%
2 - Disagree	3	2.3%
3 - Neutral	15	11.3%
4 - Agree	38	28.6%
5 - Strongly Agree	68	51.1%
Not Applicable	6	4.5%

Statistics	
Total Responses	133
Sum	546.0
Avg.	4.3
StdDev	0.9
Max	5.0

19. The discussion board in this class was a waste of time

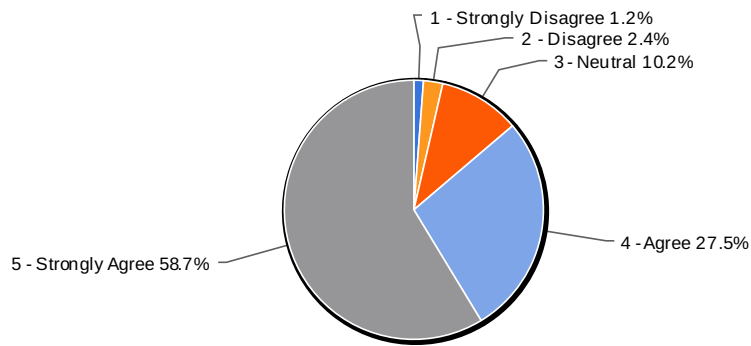


19. The discussion board in this class was a waste of time

Value	Count	Percent %
1 - Strongly Disagree	58	43.6%
2 - Disagree	36	27.1%
3 - Neutral	17	12.8%
4 - Agree	11	8.3%
5 - Strongly Agree	6	4.5%
Not Applicable	5	3.8%

Statistics	
Total Responses	133
Sum	255.0
Avg.	2.0
StdDev	1.2
Max	5.0

20. The course documents (lessons or lecture notes) used in this class facilitated my learning

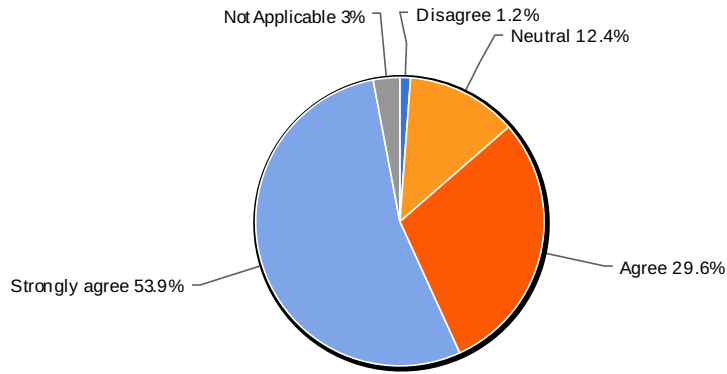


20. The course documents (lessons or lecture notes) used in this class facilitated my learning

Value	Count	Percent %
1 - Strongly Disagree	2	1.2%
2 - Disagree	4	2.4%
3 - Neutral	17	10.2%
4 - Agree	46	27.5%
5 - Strongly Agree	98	58.7%
Not Applicable	0	0.0%

Statistics	
Total Responses	167
Sum	735.0
Avg.	4.4
StdDev	0.9
Max	5.0

21. The websites that were linked to this course facilitated my learning

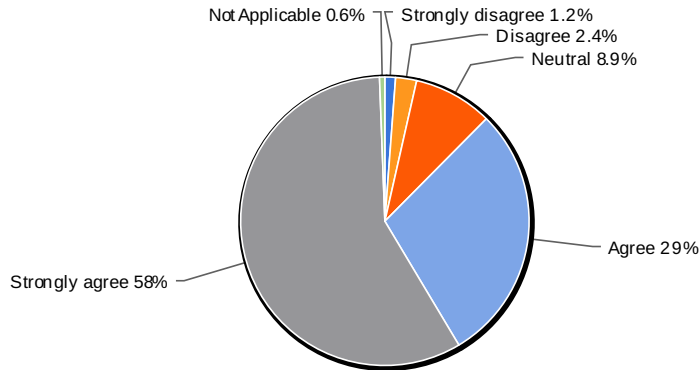


21. The websites that were linked to this course facilitated my learning

Value	Count	Percent %
Strongly disagree	0	0.0%
Disagree	2	1.2%
Neutral	21	12.4%
Agree	50	29.6%
Strongly agree	91	53.9%
Not Applicable	5	3.0%

Statistics	
Total Responses	169
Sum	722.0
Avg.	4.4
StdDev	0.8
Max	5.0

22. The assignments and/or projects in this course facilitated my learning

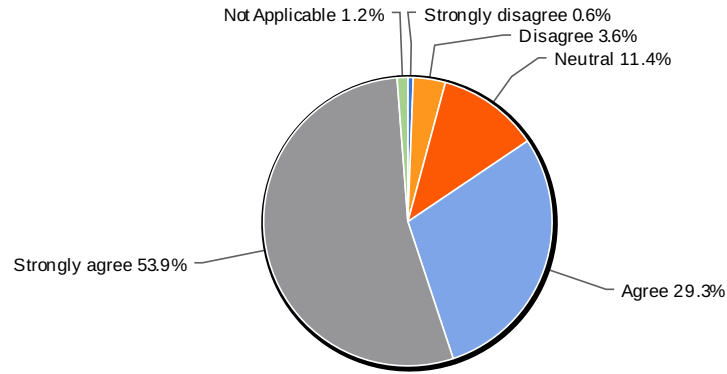


22. The assignments and/or projects in this course facilitated my learning

Value	Count	Percent %
Strongly disagree	2	1.2%
Disagree	4	2.4%
Neutral	15	8.9%
Agree	49	29.0%
Strongly agree	98	58.0%
Not Applicable	1	0.6%

Statistics	
Total Responses	169
Sum	741.0
Avg.	4.4
StdDev	0.8
Max	5.0

23. Preparation for quizzes/exams in this course facilitated my learning

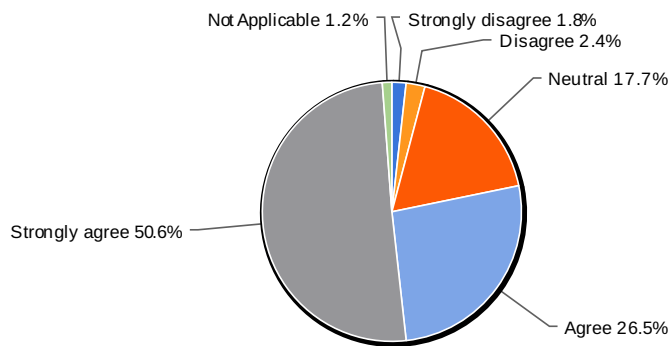


23. Preparation for quizzes/exams in this course facilitated my learning

Value	Count	Percent %
Strongly disagree	1	0.6%
Disagree	6	3.6%
Neutral	19	11.4%
Agree	49	29.3%
Strongly agree	90	53.9%
Not Applicable	2	1.2%

Statistics	
Total Responses	167
Sum	716.0
Avg.	4.3
StdDev	0.9
Max	5.0

24. The learning activities in this course required application of problem solving skills which facilitated my learning

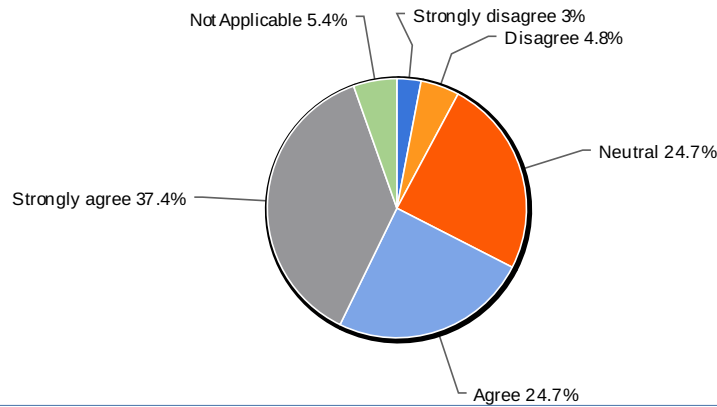


24. The learning activities in this course required application of problem solving skills which facilitated my learning

Value	Count	Percent %
Strongly disagree	3	1.8%
Disagree	4	2.4%
Neutral	30	17.7%
Agree	45	26.5%
Strongly agree	86	50.6%
Not Applicable	2	1.2%

Statistics	
Total Responses	170
Sum	711.0
Avg.	4.2
StdDev	0.9
Max	5.0

25. I feel this online class experience has helped improve my written communication skills

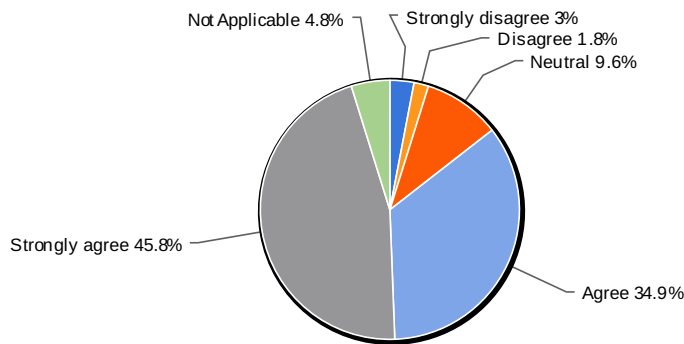


25. I feel this online class experience has helped improve my written communication skills

Value	Count	Percent %
Strongly disagree	5	3.0%
Disagree	8	4.8%
Neutral	41	24.7%
Agree	41	24.7%
Strongly agree	62	37.4%
Not Applicable	9	5.4%

Statistics	
Total Responses	166
Sum	618.0
Avg.	3.9
StdDev	1.1
Max	5.0

26. The learning activities in this course required critical thinking which facilitated my learning

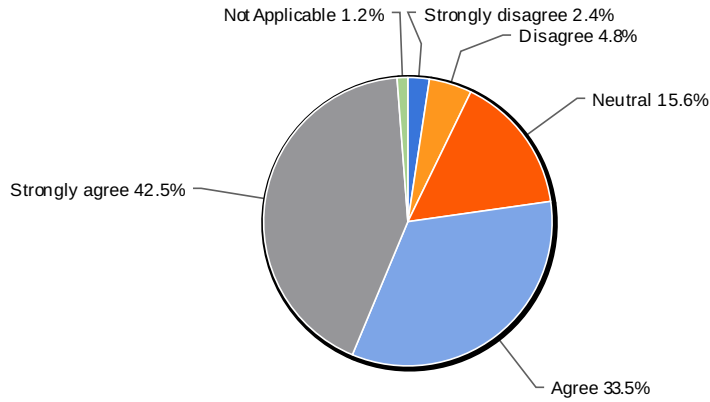


26. The learning activities in this course required critical thinking which facilitated my learning

Value	Count	Percent %
Strongly disagree	5	3.0%
Disagree	3	1.8%
Neutral	16	9.6%
Agree	58	34.9%
Strongly agree	76	45.8%
Not Applicable	8	4.8%

Statistics	
Total Responses	166
Sum	671.0
Avg.	4.2
StdDev	0.9
Max	5.0

27. The course syllabus facilitated my learning

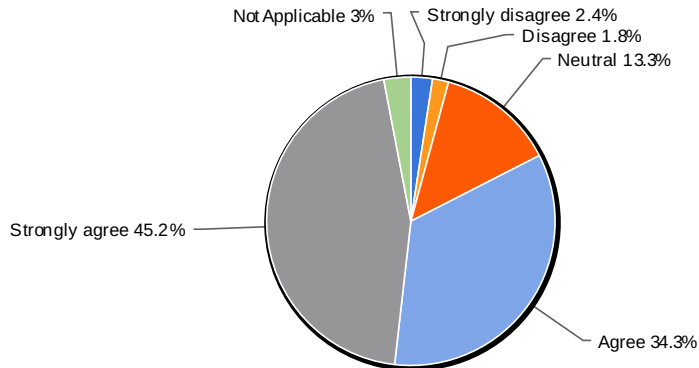


27. The course syllabus facilitated my learning

Value	Count	Percent %
Strongly disagree	4	2.4%
Disagree	8	4.8%
Neutral	26	15.6%
Agree	56	33.5%
Strongly agree	71	42.5%
Not Applicable	2	1.2%

Statistics	
Total Responses	167
Sum	677.0
Avg.	4.1
StdDev	1.0
Max	5.0

28. The activities in class facilitated my learning

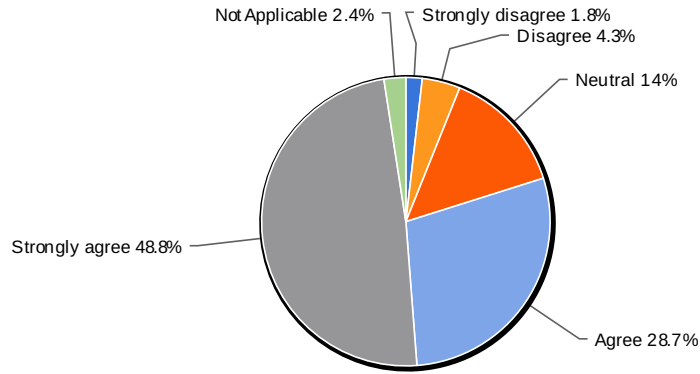


28. The activities in class facilitated my learning

Value	Count	Percent %
Strongly disagree	4	2.4%
Disagree	3	1.8%
Neutral	22	13.3%
Agree	57	34.3%
Strongly agree	75	45.2%
Not Applicable	5	3.0%

Statistics	
Total Responses	166
Sum	679.0
Avg.	4.2
StdDev	0.9
Max	5.0

29. The reading material facilitated my learning

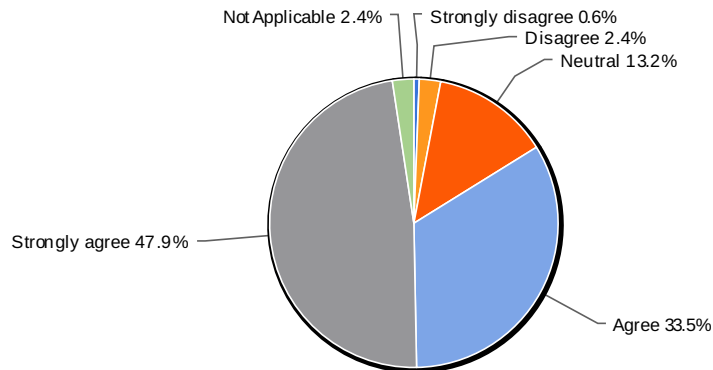


29. The reading material facilitated my learning

Value	Count	Percent %
Strongly disagree	3	1.8%
Disagree	7	4.3%
Neutral	23	14.0%
Agree	47	28.7%
Strongly agree	80	48.8%
Not Applicable	4	2.4%

Statistics	
Total Responses	164
Sum	674.0
Avg.	4.2
StdDev	1.0
Max	5.0

30. The material inside and outside of class facilitated my learning

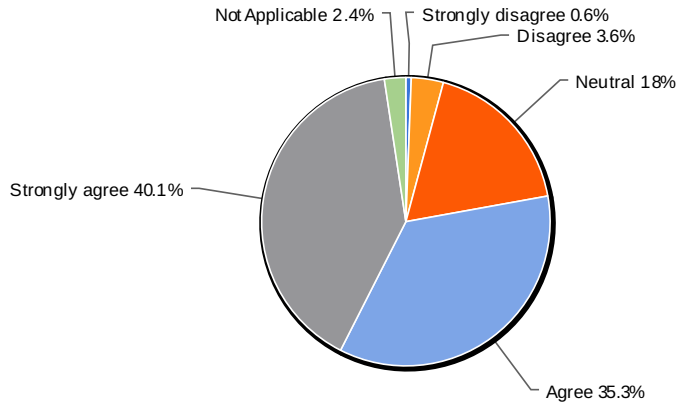


30. The material inside and outside of class facilitated my learning

Value	Count	Percent %
Strongly disagree	1	0.6%
Disagree	4	2.4%
Neutral	22	13.2%
Agree	56	33.5%
Strongly agree	80	47.9%
Not Applicable	4	2.4%

Statistics	
Total Responses	167
Sum	699.0
Avg.	4.3
StdDev	0.8
Max	5.0

31. The breadth of coverage facilitated my learning

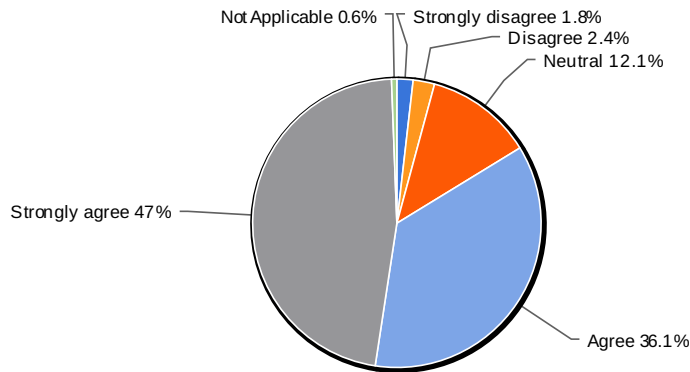


31. The breadth of coverage facilitated my learning

Value	Count	Percent %
Strongly disagree	1	0.6%
Disagree	6	3.6%
Neutral	30	18.0%
Agree	59	35.3%
Strongly agree	67	40.1%
Not Applicable	4	2.4%

Statistics	
Total Responses	167
Sum	674.0
Avg.	4.1
StdDev	0.9
Max	5.0

32. The depth of coverage facilitated my learning

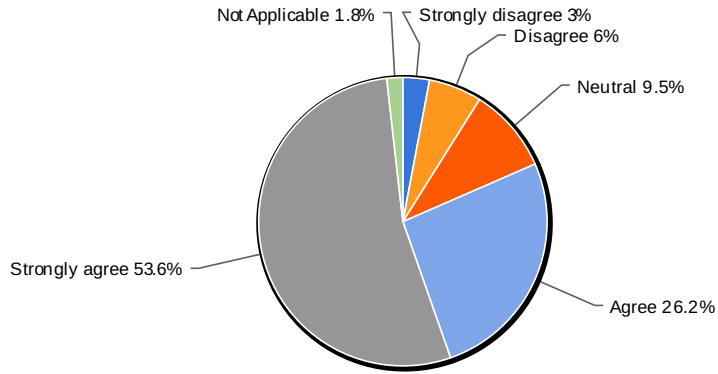


32. The depth of coverage facilitated my learning

Value	Count	Percent %
Strongly disagree	3	1.8%
Disagree	4	2.4%
Neutral	20	12.1%
Agree	60	36.1%
Strongly agree	78	47.0%
Not Applicable	1	0.6%

Statistics	
Total Responses	166
Sum	701.0
Avg.	4.2
StdDev	0.9
Max	5.0

33. I received timely feedback (within 24-48 hours) from my teacher

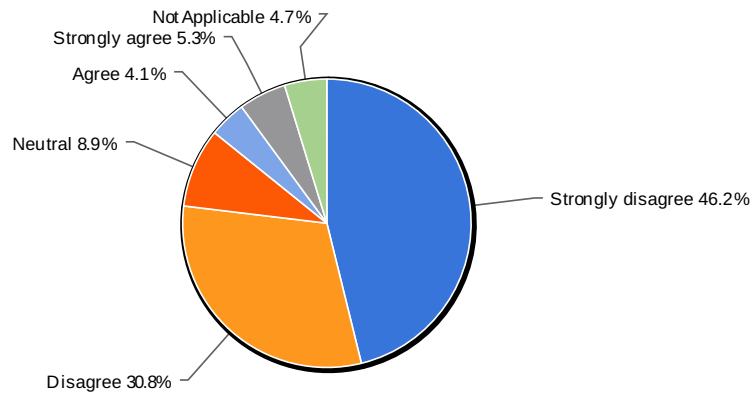


33. I received timely feedback (within 24-48 hours) from my teacher

Value	Count	Percent %
Strongly disagree	5	3.0%
Disagree	10	6.0%
Neutral	16	9.5%
Agree	44	26.2%
Strongly agree	90	53.6%
Not Applicable	3	1.8%

Statistics	
Total Responses	168
Sum	699.0
Avg.	4.2
StdDev	1.0
Max	5.0

34. I felt frustrated by the lack of feedback from my teacher

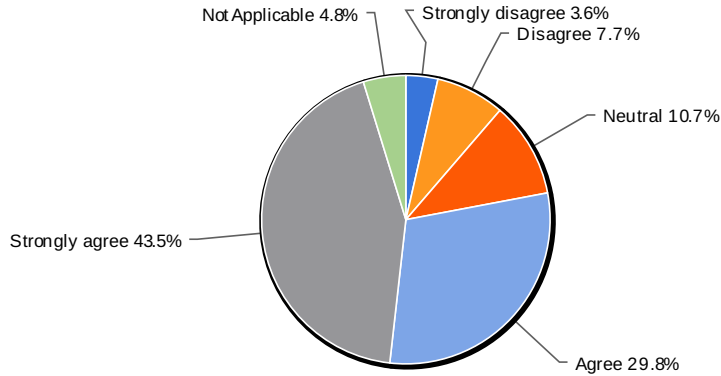


34. I felt frustrated by the lack of feedback from my teacher

Value	Count	Percent %
Strongly disagree	78	46.2%
Disagree	52	30.8%
Neutral	15	8.9%
Agree	7	4.1%
Strongly agree	9	5.3%
Not Applicable	8	4.7%

Statistics	
Total Responses	169
Sum	300.0
Avg.	1.9
StdDev	1.1
Max	5.0

35. I was able to get individualized attention from my teacher when needed

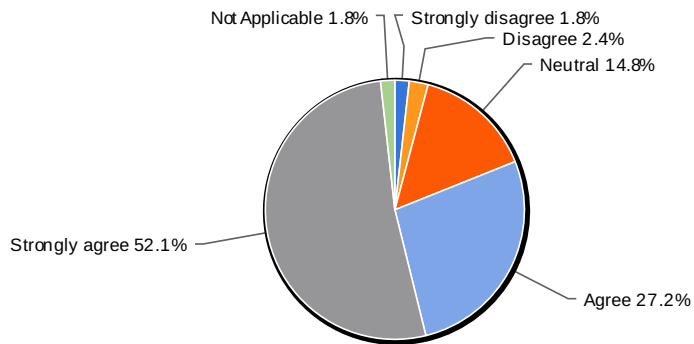


35. I was able to get individualized attention from my teacher when needed

Value	Count	Percent %
Strongly disagree	6	3.6%
Disagree	13	7.7%
Neutral	18	10.7%
Agree	50	29.8%
Strongly agree	73	43.5%
Not Applicable	8	4.8%

Statistics	
Total Responses	168
Sum	651.0
Avg.	4.1
StdDev	1.1
Max	5.0

36. In this class the teacher functioned as the facilitator of the course by continuously encouraging communication

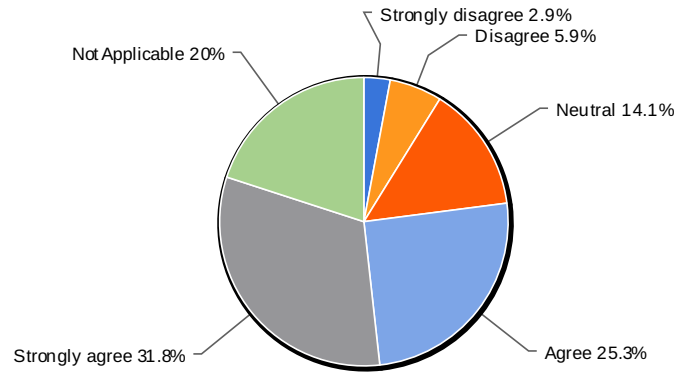


36. In this class the teacher functioned as the facilitator of the course by continuously encouraging communication

Value	Count	Percent %
Strongly disagree	3	1.8%
Disagree	4	2.4%
Neutral	25	14.8%
Agree	46	27.2%
Strongly agree	88	52.1%
Not Applicable	3	1.8%

Statistics	
Total Responses	169
Sum	710.0
Avg.	4.3
StdDev	0.9
Max	5.0

37. Although I could not see the teacher in this class, I felt his/her presence

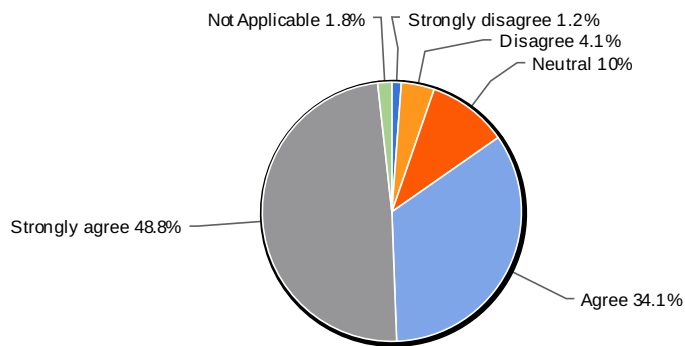


37. Although I could not see the teacher in this class, I felt his/her presence

Value	Count	Percent %
Strongly disagree	5	2.9%
Disagree	10	5.9%
Neutral	24	14.1%
Agree	43	25.3%
Strongly agree	54	31.8%
Not Applicable	34	20.0%

Statistics	
Total Responses	170
Sum	539.0
Avg.	4.0
StdDev	1.1
Max	5.0

38. There was a clear human presence of the instructor evident in this distance education course.

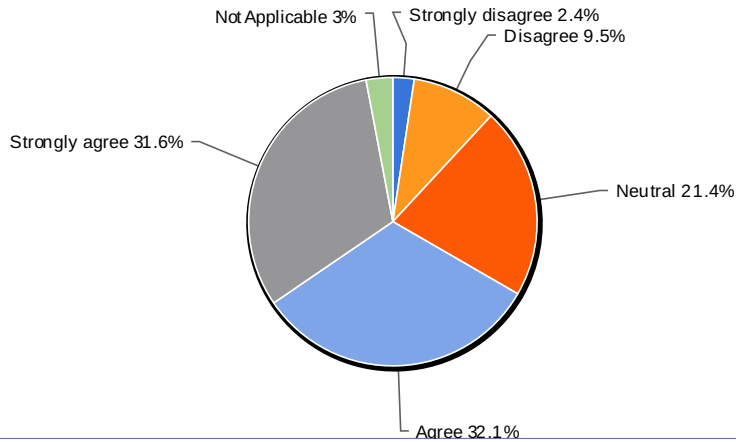


38. There was a clear human presence of the instructor evident in this distance education course.

Value	Count	Percent %
Strongly disagree	2	1.2%
Disagree	7	4.1%
Neutral	17	10.0%
Agree	58	34.1%
Strongly agree	83	48.8%
Not Applicable	3	1.8%

Statistics	
Total Responses	170
Sum	714.0
Avg.	4.3
StdDev	0.9
Max	5.0

39. This class created a sense of community among students

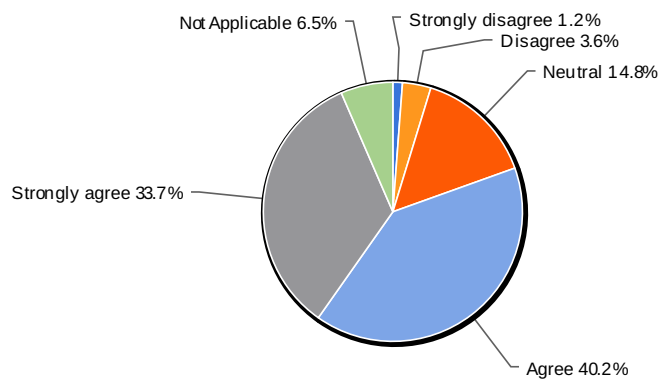


39. This class created a sense of community among students

Value	Count	Percent %
Strongly disagree	4	2.4%
Disagree	16	9.5%
Neutral	36	21.4%
Agree	54	32.1%
Strongly agree	53	31.6%
Not Applicable	5	3.0%

Statistics	
Total Responses	168
Sum	625.0
Avg.	3.8
StdDev	1.1
Max	5.0

40. In this class I was able to ask for clarification from a fellow student when needed

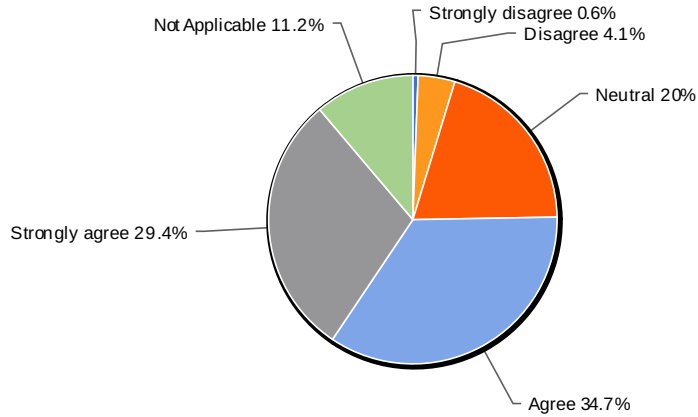


40. In this class I was able to ask for clarification from a fellow student when needed

Value	Count	Percent %
Strongly disagree	2	1.2%
Disagree	6	3.6%
Neutral	25	14.8%
Agree	68	40.2%
Strongly agree	57	33.7%
Not Applicable	11	6.5%

Statistics	
Total Responses	169
Sum	646.0
Avg.	4.1
StdDev	0.9
Max	5.0

41. I received timely (within 24-48 hours) feedback from students in the class

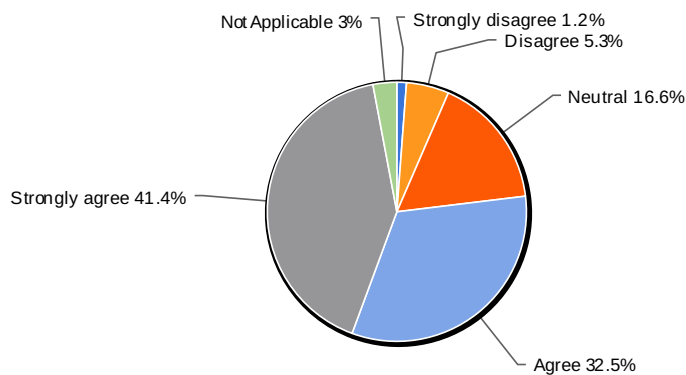


41. I received timely (within 24-48 hours) feedback from students in the class

Value	Count	Percent %
Strongly disagree	1	0.6%
Disagree	7	4.1%
Neutral	34	20.0%
Agree	59	34.7%
Strongly agree	50	29.4%
Not Applicable	19	11.2%

Statistics	
Total Responses	170
Sum	603.0
Avg.	4.0
StdDev	0.9
Max	5.0

42. This class encouraged students to discuss ideas and concepts covered with other students

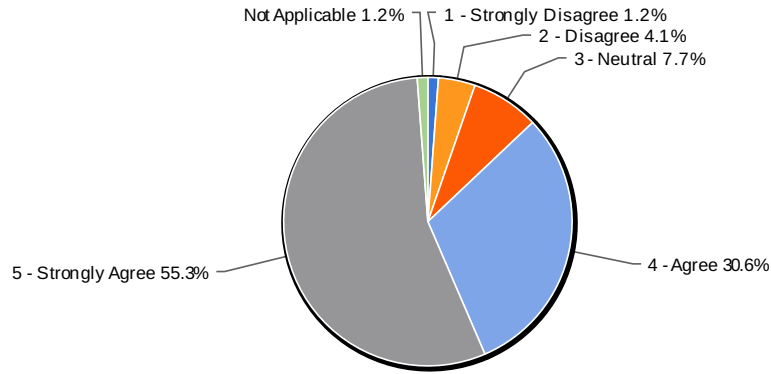


42. This class encouraged students to discuss ideas and concepts covered with other students

Value	Count	Percent %
Strongly disagree	2	1.2%
Disagree	9	5.3%
Neutral	28	16.6%
Agree	55	32.5%
Strongly agree	70	41.4%
Not Applicable	5	3.0%

Statistics	
Total Responses	169
Sum	674.0
Avg.	4.1
StdDev	1.0
Max	5.0

43. Most difficulties I encounter when using computers, I can deal with

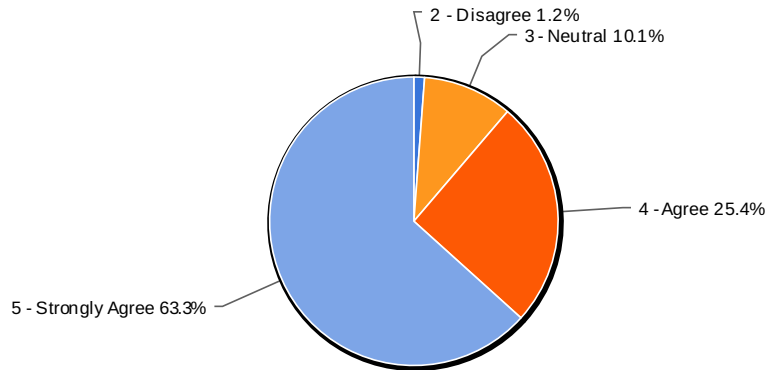


43. Most difficulties I encounter when using computers, I can deal with

Value	Count	Percent %
1 - Strongly Disagree	2	1.2%
2 - Disagree	7	4.1%
3 - Neutral	13	7.7%
4 - Agree	52	30.6%
5 - Strongly Agree	94	55.3%
Not Applicable	2	1.2%

Statistics	
Total Responses	170
Sum	733.0
Avg.	4.4
StdDev	0.9
Max	5.0

44. I find working with computers very easy

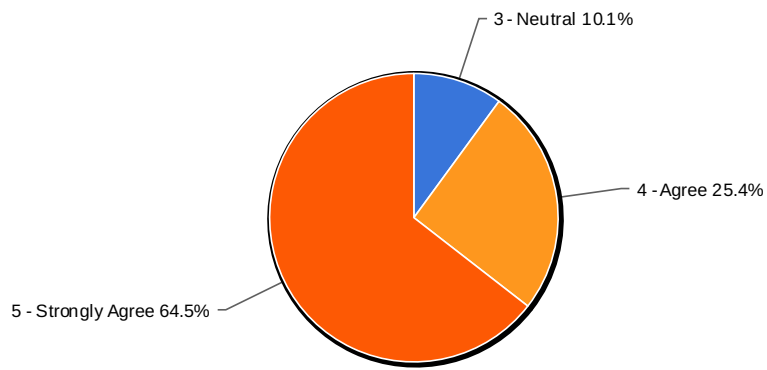


44. I find working with computers very easy

Value	Count	Percent %
1 - Strongly Disagree	0	0.0%
2 - Disagree	2	1.2%
3 - Neutral	17	10.1%
4 - Agree	43	25.4%
5 - Strongly Agree	107	63.3%
Not Applicable	0	0.0%

Statistics	
Total Responses	169
Sum	762.0
Avg.	4.5
StdDev	0.7
Max	5.0

45. I enjoy working with computers

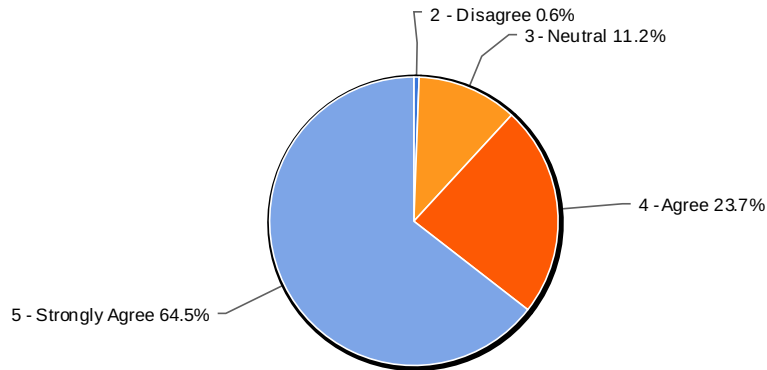


45. I enjoy working with computers

Value	Count	Percent %
1 - Strongly Disagree	0	0.0%
2 - Disagree	0	0.0%
3 - Neutral	17	10.1%
4 - Agree	43	25.4%
5 - Strongly Agree	109	64.5%
Not Applicable	0	0.0%

Statistics	
Total Responses	169
Sum	768.0
Avg.	4.5
StdDev	0.7
Max	5.0

46. I am very confident in my abilities to use computers

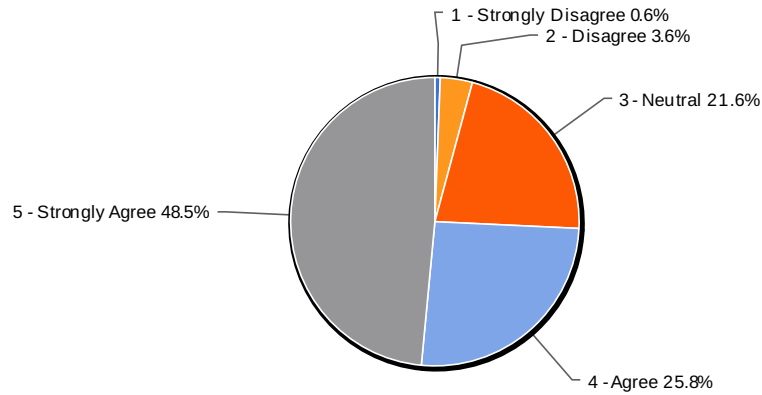


46. I am very confident in my abilities to use computers

Value	Count	Percent %
1 - Strongly Disagree	0	0.0%
2 - Disagree	1	0.6%
3 - Neutral	19	11.2%
4 - Agree	40	23.7%
5 - Strongly Agree	109	64.5%
Not Applicable	0	0.0%

Statistics	
Total Responses	169
Sum	764.0
Avg.	4.5
StdDev	0.7
Max	5.0

47. Computers make me much more productive

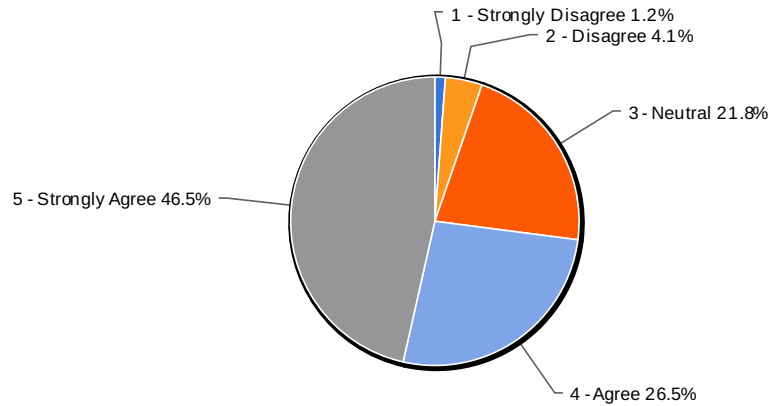


47. Computers make me much more productive

Value	Count	Percent %
1 - Strongly Disagree	1	0.6%
2 - Disagree	6	3.6%
3 - Neutral	36	21.6%
4 - Agree	43	25.8%
5 - Strongly Agree	81	48.5%
Not Applicable	0	0.0%

Statistics	
Total Responses	167
Sum	698.0
Avg.	4.2
StdDev	0.9
Max	5.0

48. Using computers makes learning more interesting

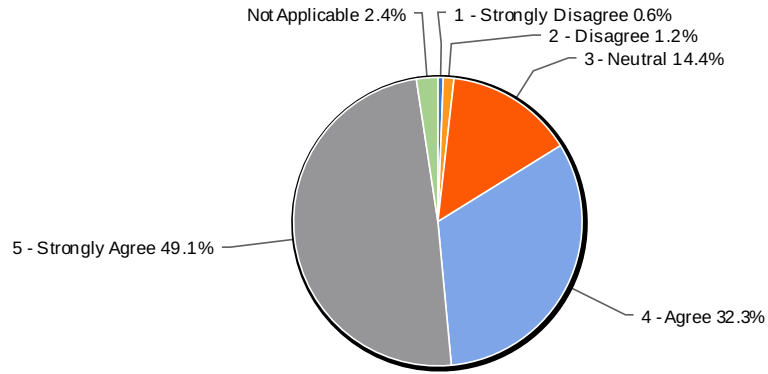


48. Using computers makes learning more interesting

Value	Count	Percent %
1 - Strongly Disagree	2	1.2%
2 - Disagree	7	4.1%
3 - Neutral	37	21.8%
4 - Agree	45	26.5%
5 - Strongly Agree	79	46.5%
Not Applicable	0	0.0%

Statistics	
Total Responses	170
Sum	702.0
Avg.	4.1
StdDev	1.0
Max	5.0

49. Some computer software packages definitely make learning easier

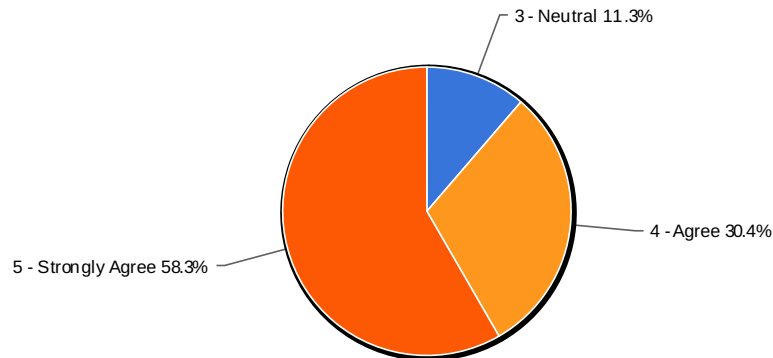


49. Some computer software packages definitely make learning easier

Value	Count	Percent %
1 - Strongly Disagree	1	0.6%
2 - Disagree	2	1.2%
3 - Neutral	24	14.4%
4 - Agree	54	32.3%
5 - Strongly Agree	82	49.1%
Not Applicable	4	2.4%

Statistics	
Total Responses	167
Sum	703.0
Avg.	4.3
StdDev	0.8
Max	5.0

50. Computers are good aids to learning

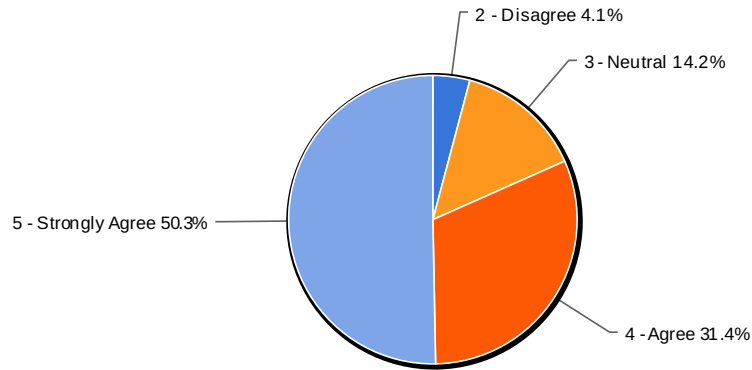


50. Computers are good aids to learning

Value	Count	Percent %
1 - Strongly Disagree	0	0.0%
2 - Disagree	0	0.0%
3 - Neutral	19	11.3%
4 - Agree	51	30.4%
5 - Strongly Agree	98	58.3%
Not Applicable	0	0.0%

Statistics	
Total Responses	168
Sum	751.0
Avg.	4.5
StdDev	0.7
Max	5.0

51. I consider myself a skilled computer user

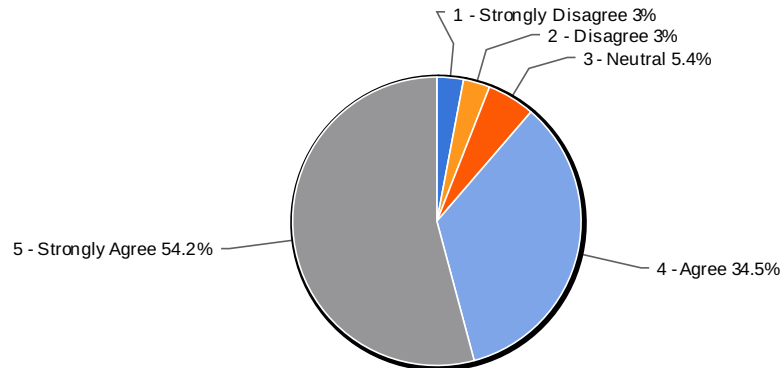


51. I consider myself a skilled computer user

Value	Count	Percent %
1 - Strongly Disagree	0	0.0%
2 - Disagree	7	4.1%
3 - Neutral	24	14.2%
4 - Agree	53	31.4%
5 - Strongly Agree	85	50.3%
Not Applicable	0	0.0%

Statistics	
Total Responses	169
Sum	723.0
Avg.	4.3
StdDev	0.9
Max	5.0

52. This distance education course met my learning needs

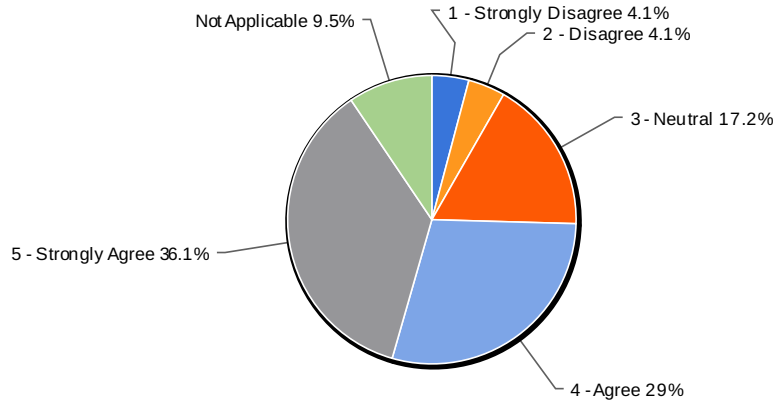


52. This distance education course met my learning needs

Value	Count	Percent %
1 - Strongly Disagree	5	3.0%
2 - Disagree	5	3.0%
3 - Neutral	9	5.4%
4 - Agree	58	34.5%
5 - Strongly Agree	91	54.2%
Not Applicable	0	0.0%

Statistics	
Total Responses	168
Sum	729.0
Avg.	4.3
StdDev	0.9
Max	5.0

53. There was an effective ratio of graded vs. un-graded work

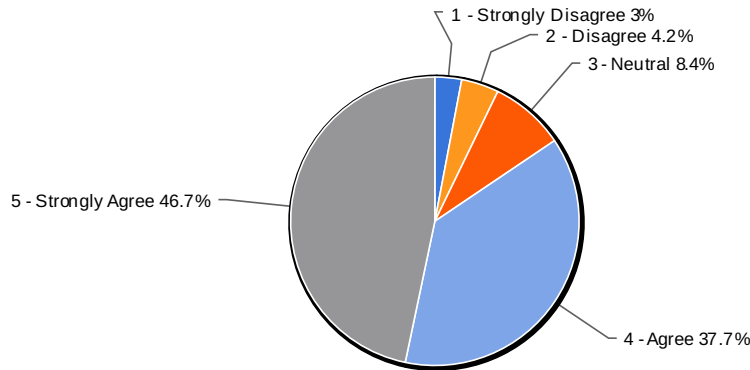


53. There was an effective ratio of graded vs. un-graded work

Value	Count	Percent %
1 - Strongly Disagree	7	4.1%
2 - Disagree	7	4.1%
3 - Neutral	29	17.2%
4 - Agree	49	29.0%
5 - Strongly Agree	61	36.1%
Not Applicable	16	9.5%

Statistics	
Total Responses	169
Sum	609.0
Avg.	4.0
StdDev	1.1
Max	5.0

54. The class assignments reflected an appropriate level of difficulty

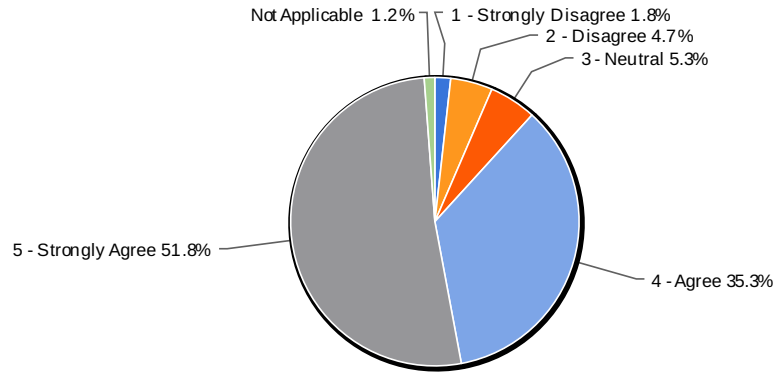


54. The class assignments reflected an appropriate level of difficulty

Value	Count	Percent %
1 - Strongly Disagree	5	3.0%
2 - Disagree	7	4.2%
3 - Neutral	14	8.4%
4 - Agree	63	37.7%
5 - Strongly Agree	78	46.7%
Not Applicable	0	0.0%

Statistics	
Total Responses	167
Sum	703.0
Avg.	4.2
StdDev	1.0
Max	5.0

55. This class had the ability to deepen my understanding of the topics covered

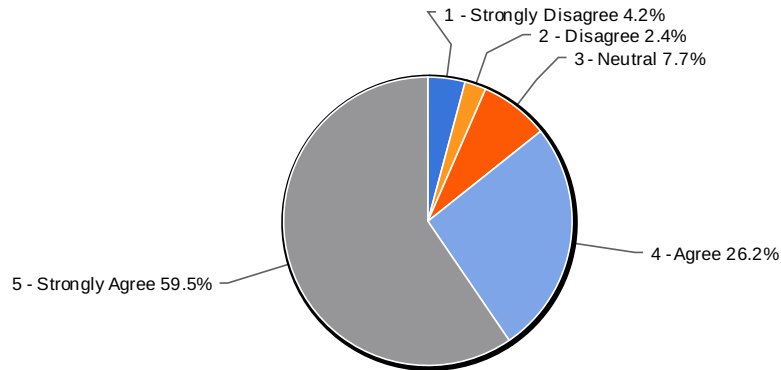


55. This class had the ability to deepen my understanding of the topics covered

Value	Count	Percent %
1 - Strongly Disagree	3	1.8%
2 - Disagree	8	4.7%
3 - Neutral	9	5.3%
4 - Agree	60	35.3%
5 - Strongly Agree	88	51.8%
Not Applicable	2	1.2%

Statistics	
Total Responses	170
Sum	726.0
Avg.	4.3
StdDev	0.9
Max	5.0

56. I would recommend this course to others

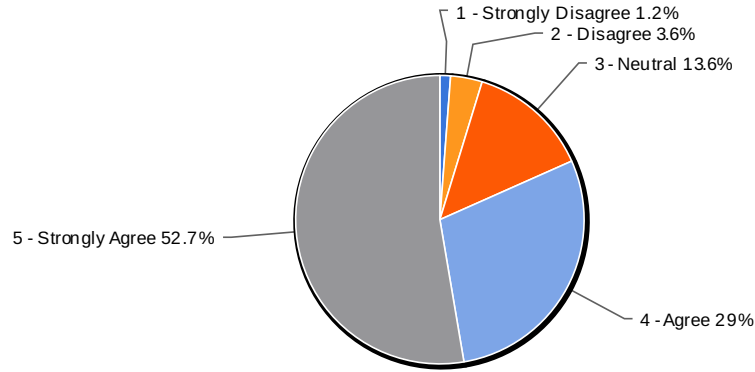


56. I would recommend this course to others

Value	Count	Percent %
1 - Strongly Disagree	7	4.2%
2 - Disagree	4	2.4%
3 - Neutral	13	7.7%
4 - Agree	44	26.2%
5 - Strongly Agree	100	59.5%
Not Applicable	0	0.0%

Statistics	
Total Responses	168
Sum	730.0
Avg.	4.3
StdDev	1.0
Max	5.0

57. I would like to take another distance education course

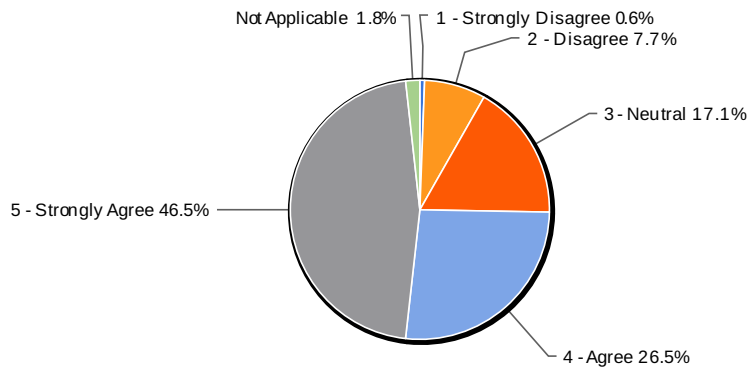


57. I would like to take another distance education course

Value	Count	Percent %
1 - Strongly Disagree	2	1.2%
2 - Disagree	6	3.6%
3 - Neutral	23	13.6%
4 - Agree	49	29.0%
5 - Strongly Agree	89	52.7%
Not Applicable	0	0.0%

Statistics	
Total Responses	169
Sum	724.0
Avg.	4.3
StdDev	0.9
Max	5.0

58. I learned as much in this distance education course as compared to a face-to-face course

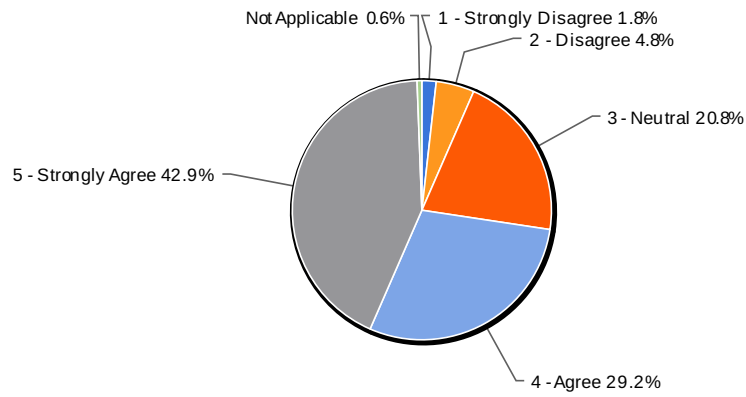


58. I learned as much in this distance education course as compared to a face-to-face course

Value	Count	Percent %
1 - Strongly Disagree	1	0.6%
2 - Disagree	13	7.7%
3 - Neutral	29	17.1%
4 - Agree	45	26.5%
5 - Strongly Agree	79	46.5%
Not Applicable	3	1.8%

Statistics	
Total Responses	170
Sum	689.0
Avg.	4.1
StdDev	1.0
Max	5.0

59. I believe distance education courses are as effective as face-to-face courses

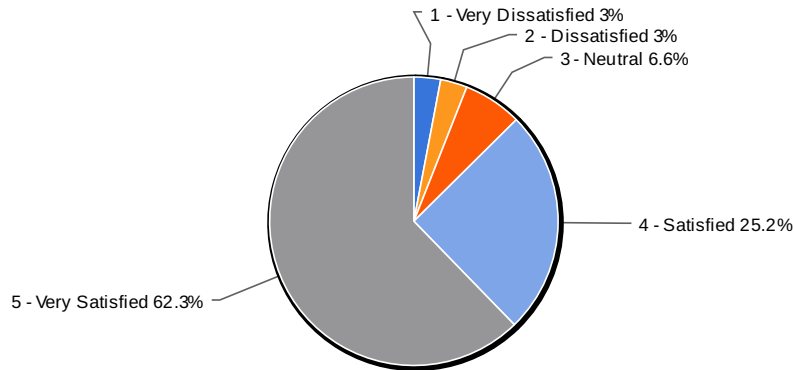


59. I believe distance education courses are as effective as face-to-face courses

Value	Count	Percent %
1 - Strongly Disagree	3	1.8%
2 - Disagree	8	4.8%
3 - Neutral	35	20.8%
4 - Agree	49	29.2%
5 - Strongly Agree	72	42.9%
Not Applicable	1	0.6%

Statistics	
Total Responses	168
Sum	680.0
Avg.	4.1
StdDev	1.0
Max	5.0

60. My overall level of satisfaction with this distance education course.



60. My overall level of satisfaction with this distance education course.

Value	Count	Percent %
1 - Very Dissatisfied	5	3.0%
2 - Dissatisfied	5	3.0%
3 - Neutral	11	6.6%
4 - Satisfied	42	25.2%
5 - Very Satisfied	104	62.3%
Not Applicable	0	0.0%

Statistics	
Total Responses	167
Sum	736.0
Avg.	4.4
StdDev	1.0
Max	5.0