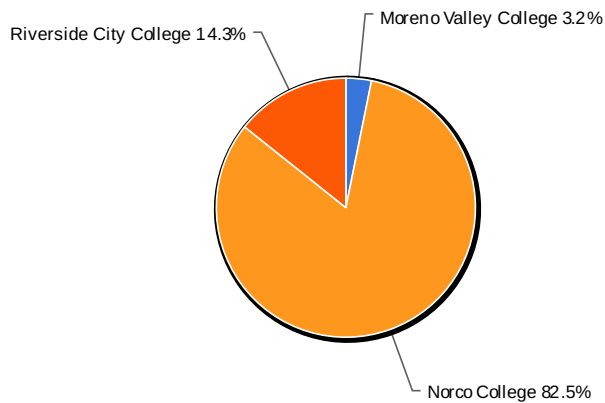


# Norco College Summary Report - July 19, 2013

Survey: 2012 Fall DE Student Satisfaction Survey

2. Please select the college from the drop down menu where you completed the distance education course in the 2012 Fall semester.

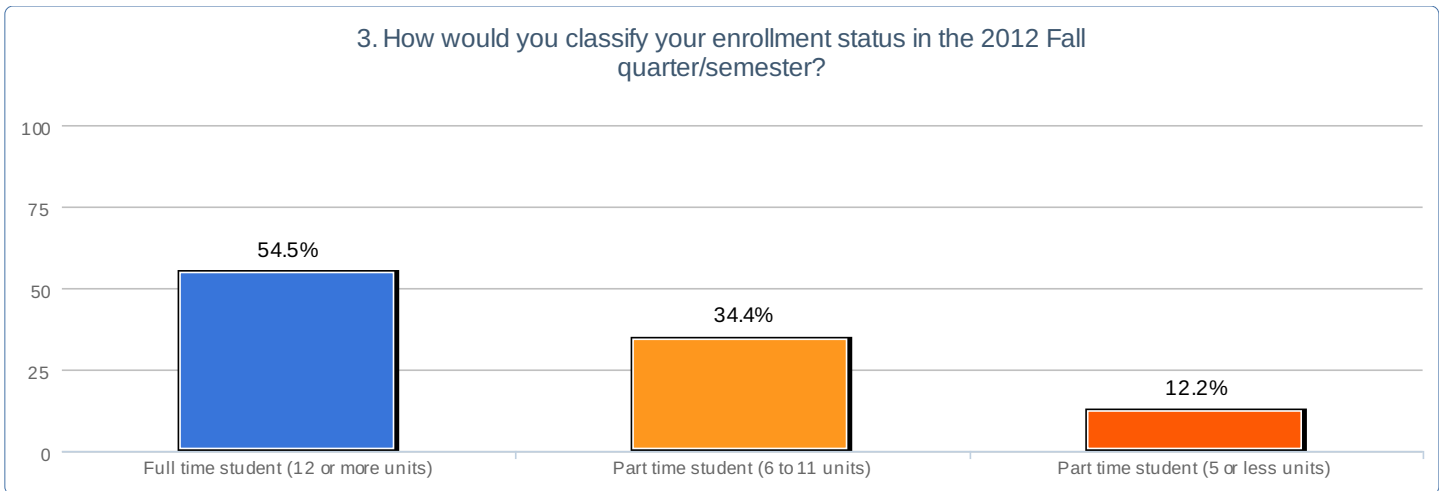


2. Please select the college from the drop down menu where you completed the distance education course in the 2012 Fall semester.

Value	Count	Percent %
Allan Hancock College	0	0.0%
American River College	0	0.0%
Antelope Valley College	0	0.0%
Bakersfield College	0	0.0%
Berkeley City College	0	0.0%
Butte College	0	0.0%
Cabrillo College	0	0.0%
Chaffey College	0	0.0%
Citrus College	0	0.0%
City College of San Francisco	0	0.0%
College of Marin	0	0.0%
College of the Sequoias	0	0.0%
College of the Siskiyous	0	0.0%
Cosumnes River College	0	0.0%
Cuesta College	0	0.0%
Cuyamaca College	0	0.0%
Cypress College	0	0.0%
Diablo Valley College	0	0.0%
El Camino College	0	0.0%
Evergreen Valley College	0	0.0%
Feather River College	0	0.0%
Folsom Lake College	0	0.0%
Fresno City College	0	0.0%
Glendale College	0	0.0%
Grossmont College	0	0.0%
Los Angeles City College	0	0.0%
Los Angeles Harbor College	0	0.0%

Statistics	
Total Responses	189

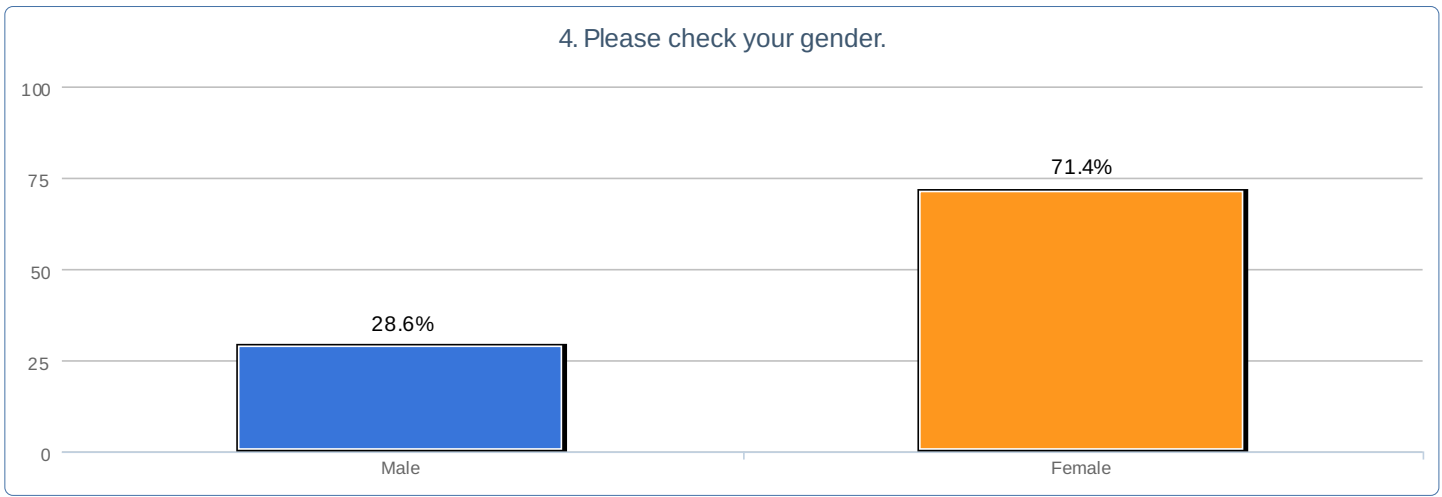
Merced College	0	0.0%
Mira Costa College	0	0.0%
Mission College	0	0.0%
Moreno Valley College	6	3.2%
Norco College	156	82.5%
Pasadena College	0	0.0%
Porterville College	0	0.0%
Riverside City College	27	14.3%
Sacramento City College	0	0.0%
San Diego City College	0	0.0%
San Diego Mesa College	0	0.0%
San Diego Miramar College	0	0.0%
San Joaquin Delta College	0	0.0%
Santa Ana College	0	0.0%
Santa Barbara City College	0	0.0%
Solano College	0	0.0%
Southwestern College	0	0.0%
Skyline College	0	0.0%
Victor Valley College	0	0.0%
West Hills-Lemoore College	0	0.0%



3. How would you classify your enrollment status in the 2012 Fall quarter/semester?

Value	Count	Percent %
Full time student (12 or more units)	103	54.5%
Part time student (6 to 11 units)	65	34.4%
Part time student (5 or less units)	23	12.2%

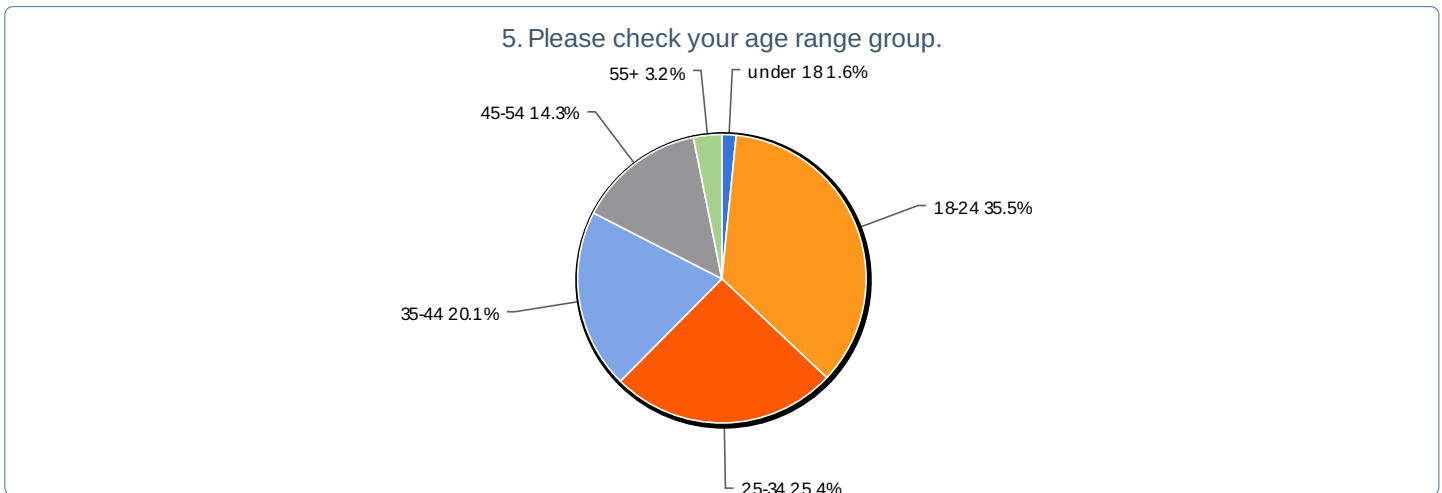
Statistics	
Total Responses	189



4. Please check your gender.

Value	Count	Percent %
Male	54	28.6%
Female	135	71.4%

Statistics	
Total Responses	189

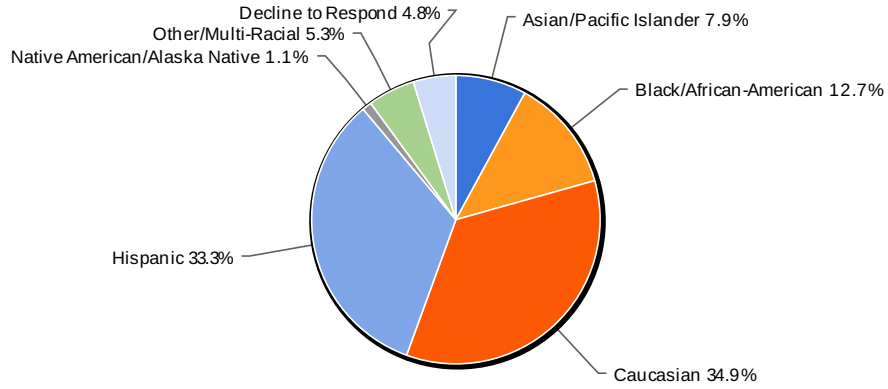


5. Please check your age range group.

Value	Count	Percent %
under 18	3	1.6%
18-24	67	35.5%
25-34	48	25.4%
35-44	38	20.1%
45-54	27	14.3%
55+	6	3.2%

Statistics	
Total Responses	189
Sum	5,281.0
Avg.	28.4
StdDev	10.7
Max	55.0

6. Please identify your race/ethnicity

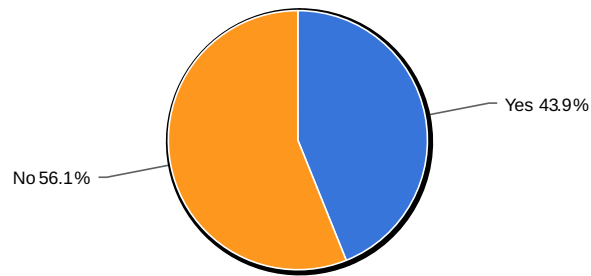


6. Please identify your race/ethnicity

Value	Count	Percent %
Asian/Pacific Islander	15	7.9%
Black/African-American	24	12.7%
Caucasian	66	34.9%
Hispanic	63	33.3%
Native American/Alaska Native	2	1.1%
Other/Multi-Racial	10	5.3%
Decline to Respond	9	4.8%

Statistics	
Total Responses	189

7. Have you ever taken a distance education orientation course or workshop at this college?

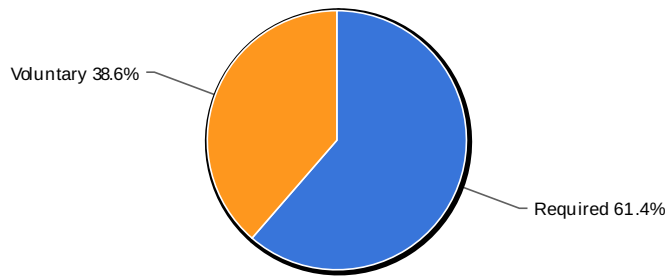


7. Have you ever taken a distance education orientation course or workshop at this college?

Value	Count	Percent %
Yes	83	43.9%
No	106	56.1%

Statistics	
Total Responses	189

Is the course or workshop required before you can take a distance education course at the college or is it voluntary?

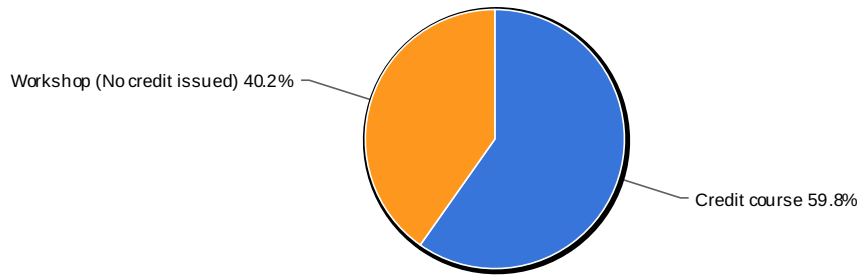


Is the course or workshop required before you can take a distance education course at the college or is it voluntary?

Value	Count	Percent %
Required	54	61.4%
Voluntary	34	38.6%

Statistics	
Total Responses	88

Is it a credit course for which you receive credit or is it a workshop where no credit is issued?

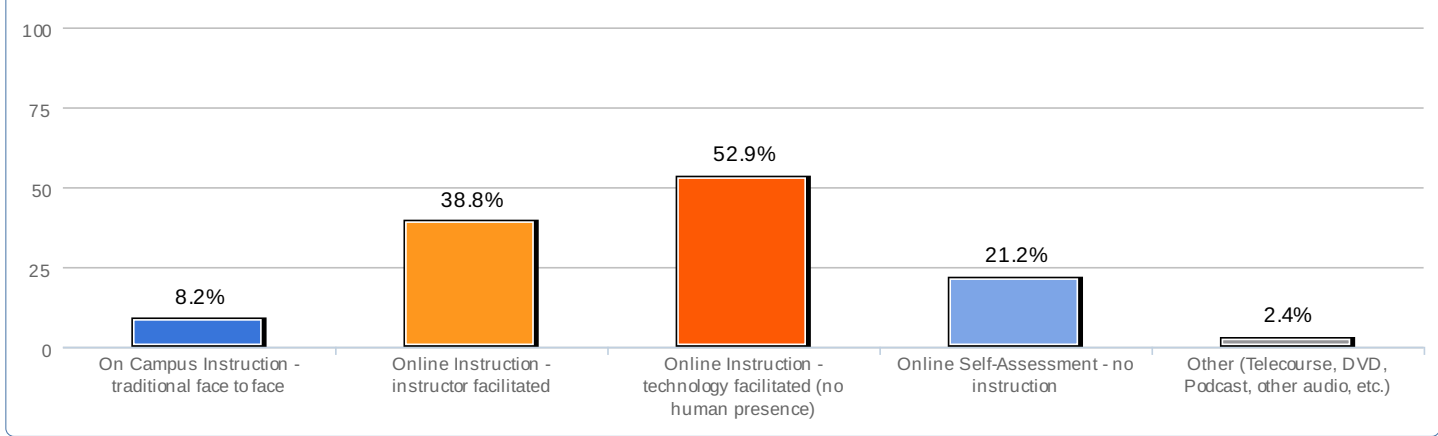


Is it a credit course for which you receive credit or is it a workshop where no credit is issued?

Value	Count	Percent %
Credit course	52	59.8%
Workshop (No credit issued)	35	40.2%

Statistics	
Total Responses	87

### What type of orientation course/workshop did you complete?

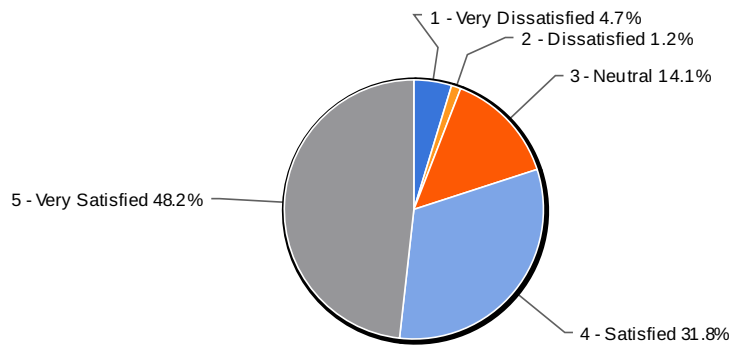


### What type of orientation course/workshop did you complete?

Value	Count	Percent %
On Campus Instruction - traditional face to face	7	8.2%
Online Instruction - instructor facilitated	33	38.8%
Online Instruction - technology facilitated (no human presence)	45	52.9%
Online Self-Assessment - no instruction	18	21.2%
Other (Telecourse, DVD, Podcast, other audio, etc.)	2	2.4%

Statistics	
Total Responses	85

### On a scale of 1-5 with 5 being the highest, how satisfied were you with this distance education orientation course/workshop?

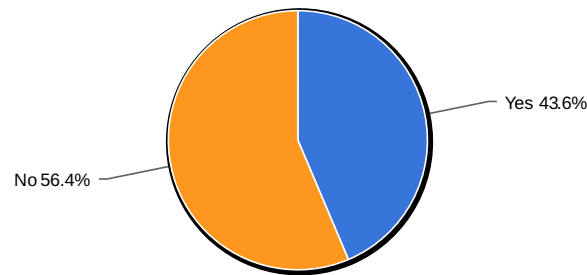


### On a scale of 1-5 with 5 being the highest, how satisfied were you with this distance education orientation course/workshop?

Value	Count	Percent %
1 - Very Dissatisfied	4	4.7%
2 - Dissatisfied	1	1.2%
3 - Neutral	12	14.1%
4 - Satisfied	27	31.8%
5 - Very Satisfied	41	48.2%

Statistics	
Total Responses	85
Sum	355.0
Avg.	4.2
StdDev	1.0
Max	5.0

9. Have you ever completed a distance education course at this college before the 2012 Fall semester?



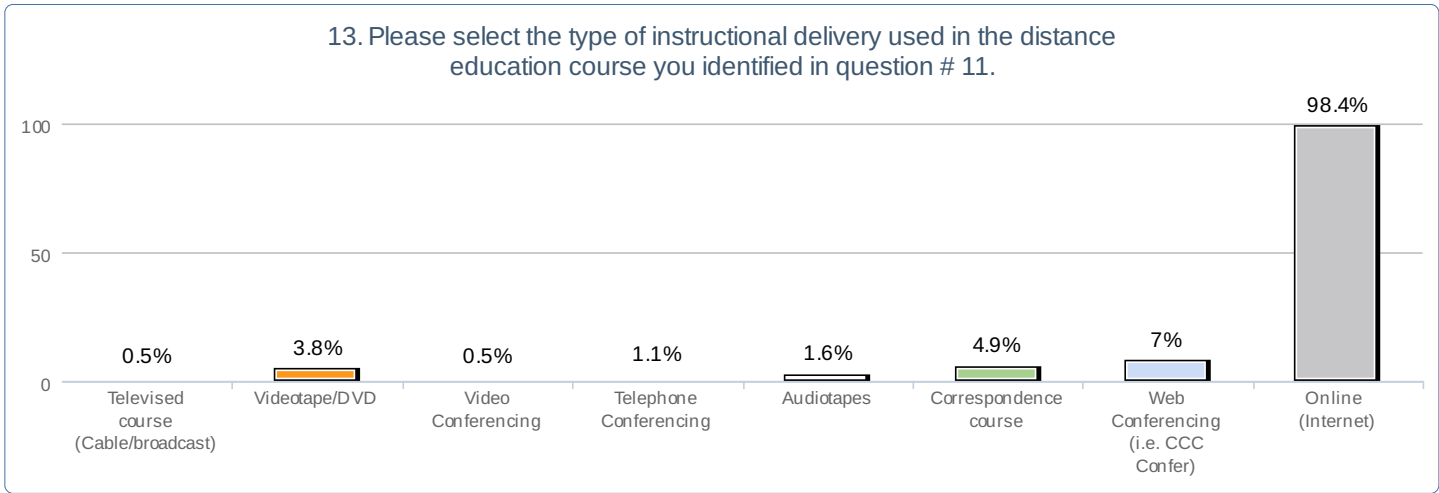
9. Have you ever completed a distance education course at this college before the 2012 Fall semester?

Value	Count	Percent %	Statistics	
Yes	82	43.6%	Total Responses	188
No	106	56.4%		

12. On a scale of 1-5 with 5 being the highest please rate the importance of the following possible reasons why you enrolled in the distance education course identified in question #11. (Please respond to each item)

	1 - Not Very Important	2 - Not Important	3 - Neutral	4 - Important	5 - Very Important	Not Applicable	Responses
The course met requirements for the associate degree	6.5% 12	1.6% 3	9.7% 18	11.8% 22	64.0% 119	10.8% 20	186
The course met requirements for transfer to a 4-year college or university	3.8% 7	2.7% 5	13.5% 25	14.6% 27	50.3% 93	17.3% 32	185
The course met requirements for a vocational certificate	10.4% 19	3.8% 7	10.4% 19	11.5% 21	30.6% 56	34.4% 63	183
The course would improve my job skills/expand my job opportunities	5.5% 10	2.7% 5	13.1% 24	16.4% 30	50.8% 93	12.6% 23	183
The course was convenient with my work schedule	4.3% 8	1.1% 2	6.5% 12	13.5% 25	62.2% 115	13.0% 24	185
The course was convenient with my child-rearing schedule	9.3% 17	2.7% 5	7.1% 13	5.5% 10	38.3% 70	37.7% 69	183
I had success with a previous distance education course	7.6% 14	1.6% 3	7.6% 14	14.1% 26	43.8% 81	26.5% 49	185
I had a personal interest in the subject	7.0% 13	4.9% 9	17.8% 33	21.1% 39	43.2% 80	7.0% 13	185
I thought it would be more varied and interesting	8.8% 16	9.9% 18	25.8% 47	16.5% 30	26.4% 48	13.7% 25	182
I enjoy learning on a computer	4.3% 8	5.4% 10	21.7% 40	19.0% 35	46.2% 85	4.9% 9	184
I prefer this method of instruction	6.0% 11	8.2% 15	26.8% 49	19.1% 35	37.7% 69	2.7% 5	183
The instructor's reputation	9.3% 17	4.9% 9	22.0% 40	14.8% 27	36.3% 66	14.8% 27	182
All on-campus sections of the course were full	16.5% 30	8.2% 15	14.8% 27	9.3% 17	18.7% 34	34.1% 62	182
The course was not scheduled in a classroom setting	12.0% 22	8.2% 15	20.7% 38	9.8% 18	16.3% 30	34.8% 64	184
I was unable to come to campus	14.1% 26	6.5% 12	12.4% 23	10.3% 19	30.8% 57	28.1% 52	185

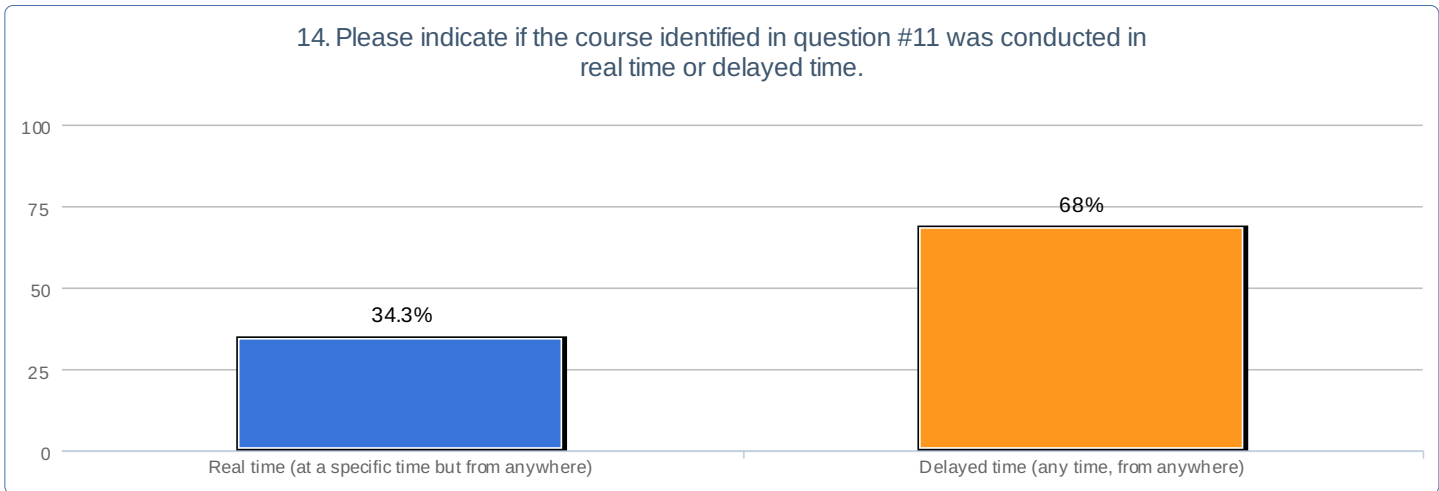
<b>I have a disability that makes it difficult to attend classes on campus</b>	<b>17.9%</b> 33	<b>2.2%</b> 4	<b>7.1%</b> 13	<b>2.7%</b> 5	<b>4.3%</b> 8	<b>67.9%</b> 125	<b>184</b>
--	--------------------	------------------	-------------------	------------------	------------------	---------------------	------------



13. Please select the type of instructional delivery used in the distance education course you identified in question # 11.

Value	Count	Percent %
Televised course (Cable/broadcast)	1	0.5%
Videotape/DVD	7	3.8%
Video Conferencing	1	0.5%
Telephone Conferencing	2	1.1%
Audiotapes	3	1.6%
Correspondence course	9	4.9%
Web Conferencing (i.e. CCC Confer)	13	7.0%
Online (Internet)	182	98.4%

Statistics	
Total Responses	185



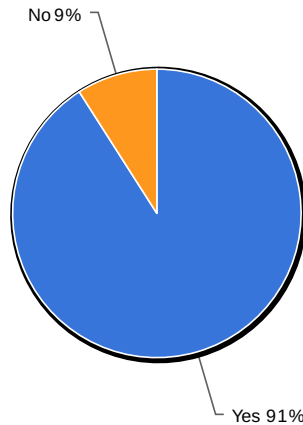
14. Please indicate if the course identified in question #11 was conducted in real time or delayed time.

Value	Count	Percent %
Real time (at a specific time but from anywhere)	62	34.3%
Delayed time (any time, from anywhere)	123	68.0%

Statistics	
Total Responses	181



15. Did this course use a discussion board?

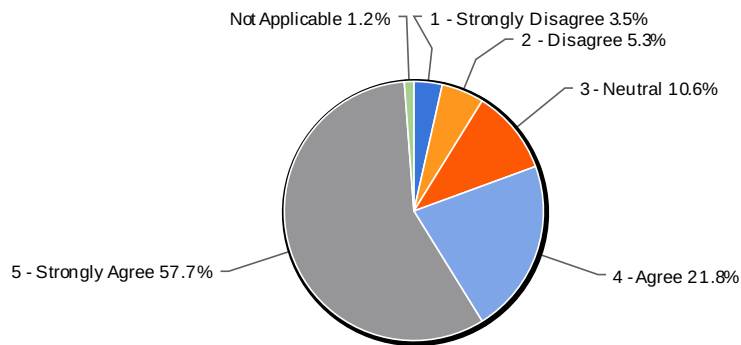


15. Did this course use a discussion board?

Value	Count	Percent %
Yes	171	91.0%
No	17	9.0%

Statistics	
Total Responses	188

16. In this class the teacher was an active member of the discussion group offering direction to posted comments

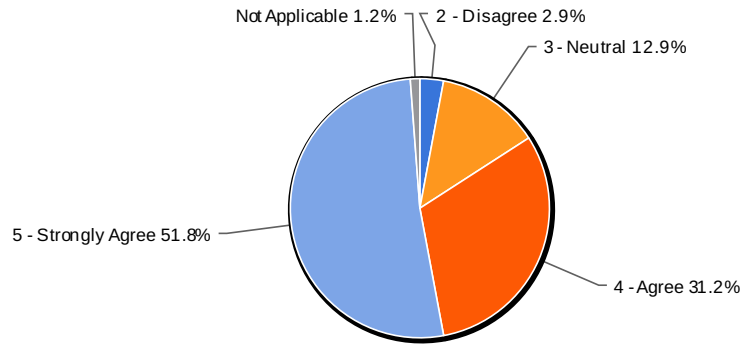


16. In this class the teacher was an active member of the discussion group offering direction to posted comments

Value	Count	Percent %
1 - Strongly Disagree	6	3.5%
2 - Disagree	9	5.3%
3 - Neutral	18	10.6%
4 - Agree	37	21.8%
5 - Strongly Agree	98	57.7%
Not Applicable	2	1.2%

Statistics	
Total Responses	170
Sum	716.0
Avg.	4.3
StdDev	1.1
Max	5.0

17. In this class the online discussion board provided opportunity for problem solving with other students

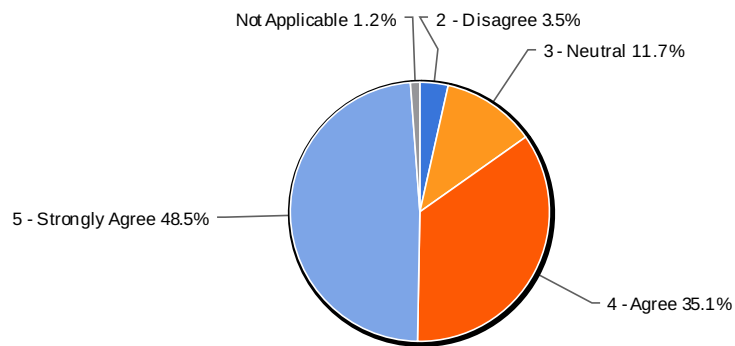


17. In this class the online discussion board provided opportunity for problem solving with other students

Value	Count	Percent %
1 - Strongly Disagree	0	0.0%
2 - Disagree	5	2.9%
3 - Neutral	22	12.9%
4 - Agree	53	31.2%
5 - Strongly Agree	88	51.8%
Not Applicable	2	1.2%

Statistics	
Total Responses	170
Sum	728.0
Avg.	4.3
StdDev	0.8
Max	5.0

18. In this class the online discussion board provided opportunity for critical thinking with other students

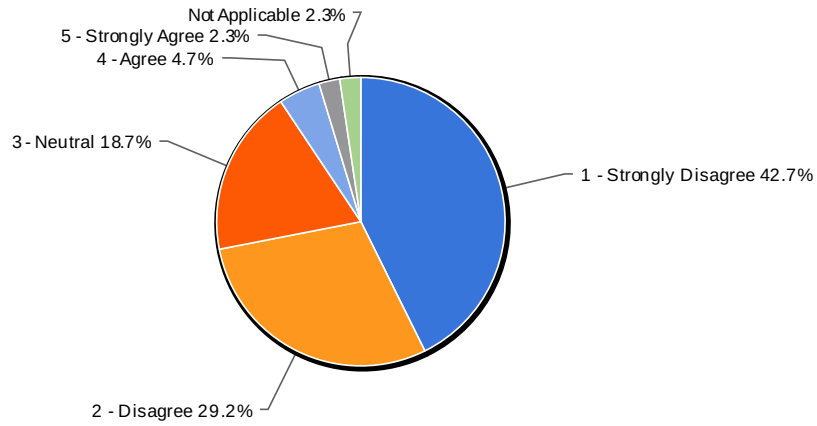


18. In this class the online discussion board provided opportunity for critical thinking with other students

Value	Count	Percent %
1 - Strongly Disagree	0	0.0%
2 - Disagree	6	3.5%
3 - Neutral	20	11.7%
4 - Agree	60	35.1%
5 - Strongly Agree	83	48.5%
Not Applicable	2	1.2%

Statistics	
Total Responses	171
Sum	727.0
Avg.	4.3
StdDev	0.8
Max	5.0

19. The discussion board in this class was a waste of time

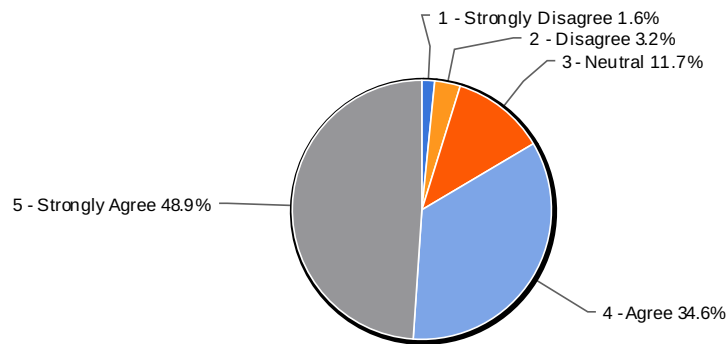


19. The discussion board in this class was a waste of time

Value	Count	Percent %
1 - Strongly Disagree	73	42.7%
2 - Disagree	50	29.2%
3 - Neutral	32	18.7%
4 - Agree	8	4.7%
5 - Strongly Agree	4	2.3%
Not Applicable	4	2.3%

Statistics	
Total Responses	171
Sum	321.0
Avg.	1.9
StdDev	1.0
Max	5.0

20. The course documents (lessons or lecture notes) used in this class facilitated my learning

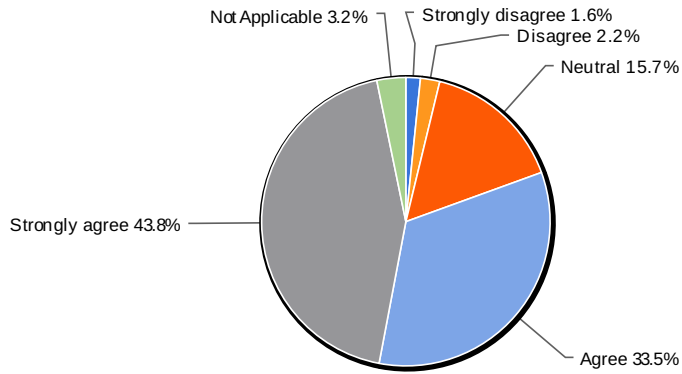


20. The course documents (lessons or lecture notes) used in this class facilitated my learning

Value	Count	Percent %
1 - Strongly Disagree	3	1.6%
2 - Disagree	6	3.2%
3 - Neutral	22	11.7%
4 - Agree	65	34.6%
5 - Strongly Agree	92	48.9%
Not Applicable	0	0.0%

Statistics	
Total Responses	188
Sum	801.0
Avg.	4.3
StdDev	0.9
Max	5.0

21. The websites that were linked to this course facilitated my learning

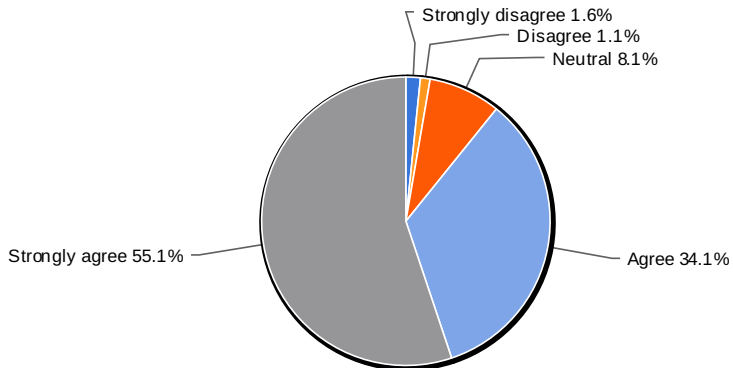


21. The websites that were linked to this course facilitated my learning

Value	Count	Percent %
Strongly disagree	3	1.6%
Disagree	4	2.2%
Neutral	29	15.7%
Agree	62	33.5%
Strongly agree	81	43.8%
Not Applicable	6	3.2%

Statistics	
Total Responses	185
Sum	751.0
Avg.	4.2
StdDev	0.9
Max	5.0

22. The assignments and/or projects in this course facilitated my learning

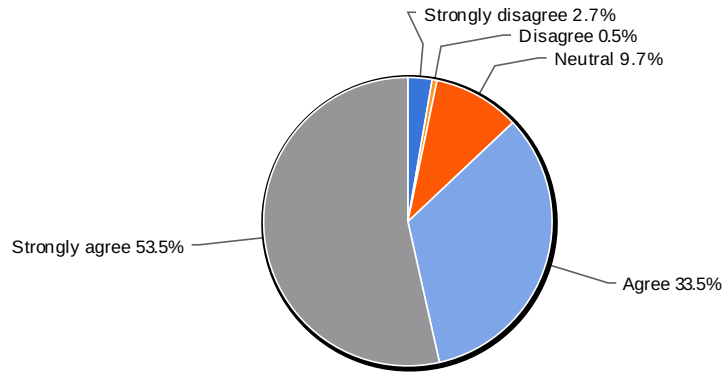


22. The assignments and/or projects in this course facilitated my learning

Value	Count	Percent %
Strongly disagree	3	1.6%
Disagree	2	1.1%
Neutral	15	8.1%
Agree	63	34.1%
Strongly agree	102	55.1%
Not Applicable	0	0.0%

Statistics	
Total Responses	185
Sum	814.0
Avg.	4.4
StdDev	0.8
Max	5.0

23. Preparation for quizzes/exams in this course facilitated my learning

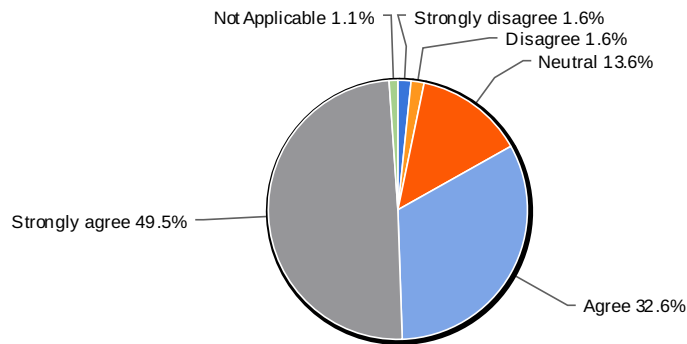


23. Preparation for quizzes/exams in this course facilitated my learning

Value	Count	Percent %
Strongly disagree	5	2.7%
Disagree	1	0.5%
Neutral	18	9.7%
Agree	62	33.5%
Strongly agree	99	53.5%
Not Applicable	0	0.0%

Statistics	
Total Responses	185
Sum	804.0
Avg.	4.3
StdDev	0.9
Max	5.0

24. The learning activities in this course required application of problem solving skills which facilitated my learning

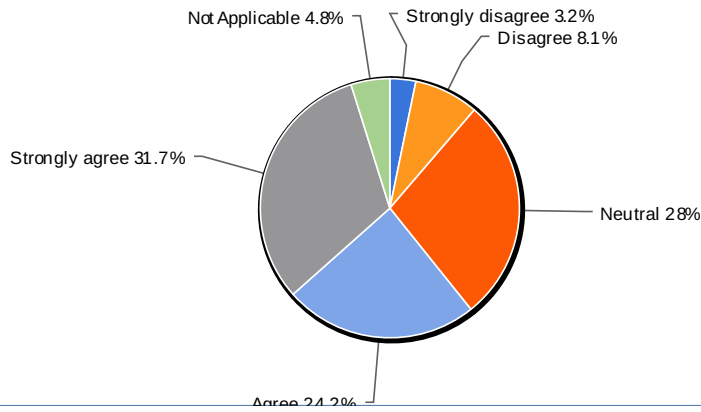


24. The learning activities in this course required application of problem solving skills which facilitated my learning

Value	Count	Percent %
Strongly disagree	3	1.6%
Disagree	3	1.6%
Neutral	25	13.6%
Agree	60	32.6%
Strongly agree	91	49.5%
Not Applicable	2	1.1%

Statistics	
Total Responses	184
Sum	779.0
Avg.	4.3
StdDev	0.9
Max	5.0

25. I feel this online class experience has helped improve my written communication skills

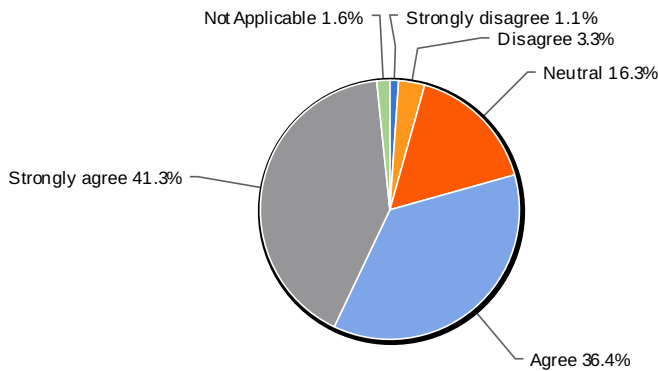


25. I feel this online class experience has helped improve my written communication skills

Value	Count	Percent %
Strongly disagree	6	3.2%
Disagree	15	8.1%
Neutral	52	28.0%
Agree	45	24.2%
Strongly agree	59	31.7%
Not Applicable	9	4.8%

Statistics	
Total Responses	186
Sum	667.0
Avg.	3.8
StdDev	1.1
Max	5.0

26. The learning activities in this course required critical thinking which facilitated my learning

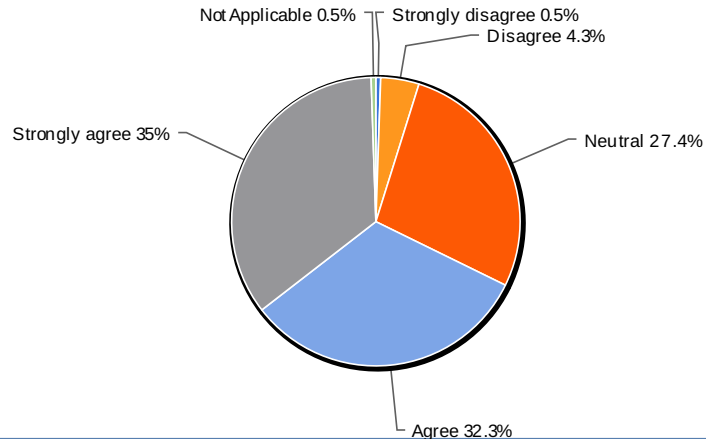


26. The learning activities in this course required critical thinking which facilitated my learning

Value	Count	Percent %
Strongly disagree	2	1.1%
Disagree	6	3.3%
Neutral	30	16.3%
Agree	67	36.4%
Strongly agree	76	41.3%
Not Applicable	3	1.6%

Statistics	
Total Responses	184
Sum	752.0
Avg.	4.2
StdDev	0.9
Max	5.0

### 27. The course syllabus facilitated my learning

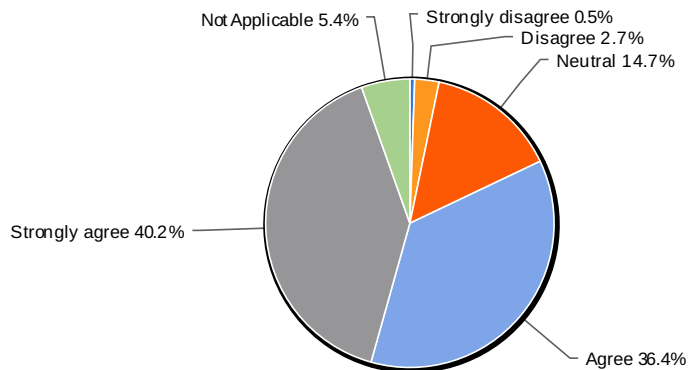


### 27. The course syllabus facilitated my learning

Value	Count	Percent %
Strongly disagree	1	0.5%
Disagree	8	4.3%
Neutral	51	27.4%
Agree	60	32.3%
Strongly agree	65	35.0%
Not Applicable	1	0.5%

Statistics	
Total Responses	186
Sum	735.0
Avg.	4.0
StdDev	0.9
Max	5.0

### 28. The activities in class facilitated my learning

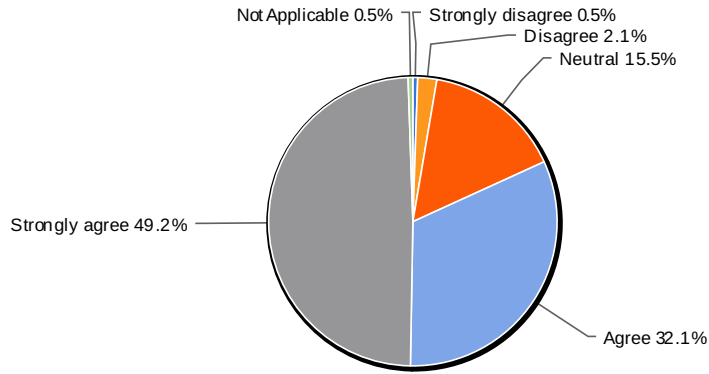


### 28. The activities in class facilitated my learning

Value	Count	Percent %
Strongly disagree	1	0.5%
Disagree	5	2.7%
Neutral	27	14.7%
Agree	67	36.4%
Strongly agree	74	40.2%
Not Applicable	10	5.4%

Statistics	
Total Responses	184
Sum	730.0
Avg.	4.2
StdDev	0.8
Max	5.0

### 29. The reading material facilitated my learning

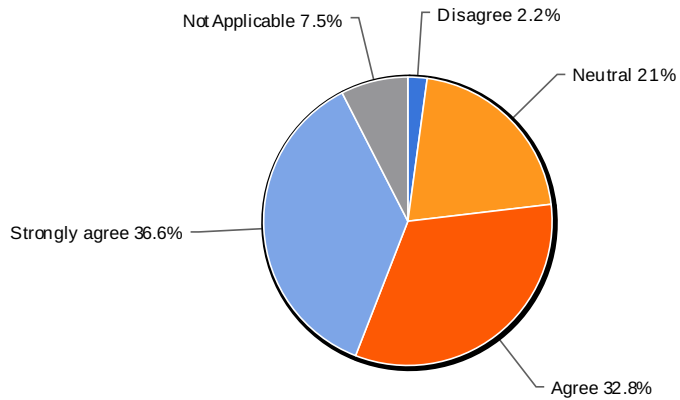


### 29. The reading material facilitated my learning

Value	Count	Percent %
Strongly disagree	1	0.5%
Disagree	4	2.1%
Neutral	29	15.5%
Agree	60	32.1%
Strongly agree	92	49.2%
Not Applicable	1	0.5%

Statistics	
Total Responses	187
Sum	796.0
Avg.	4.3
StdDev	0.8
Max	5.0

### 30. The material inside and outside of class facilitated my learning



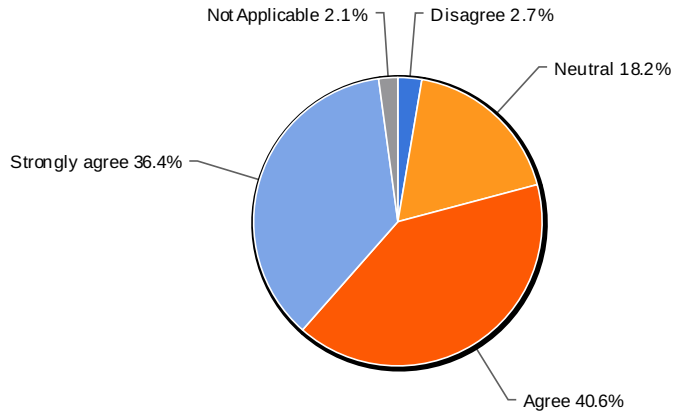
### 30. The material inside and outside of class facilitated my learning

Value	Count	Percent %
Strongly disagree	0	0.0%
Disagree	4	2.2%
Neutral	39	21.0%
Agree	61	32.8%
Strongly agree	68	36.6%
Not Applicable	14	7.5%

Statistics	
Total Responses	186
Sum	709.0
Avg.	4.1
StdDev	0.8
Max	5.0



### 31. The breadth of coverage facilitated my learning

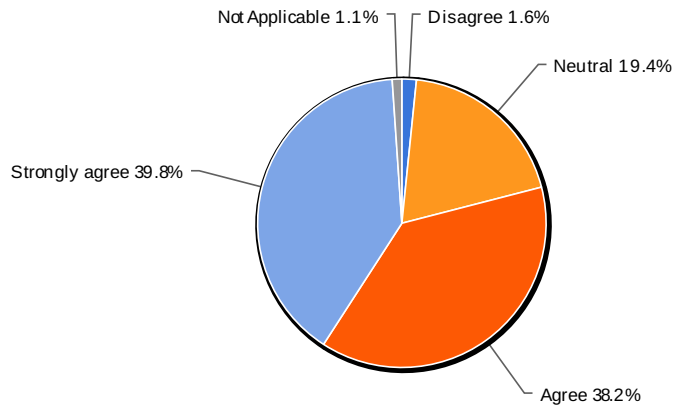


### 31. The breadth of coverage facilitated my learning

Value	Count	Percent %
Strongly disagree	0	0.0%
Disagree	5	2.7%
Neutral	34	18.2%
Agree	76	40.6%
Strongly agree	68	36.4%
Not Applicable	4	2.1%

Statistics	
Total Responses	187
Sum	756.0
Avg.	4.1
StdDev	0.8
Max	5.0

### 32. The depth of coverage facilitated my learning

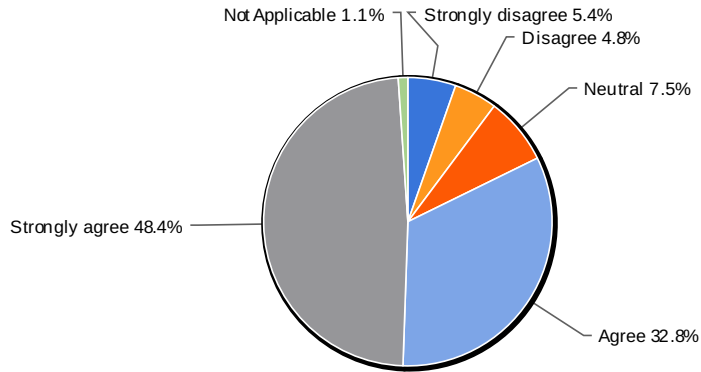


### 32. The depth of coverage facilitated my learning

Value	Count	Percent %
Strongly disagree	0	0.0%
Disagree	3	1.6%
Neutral	36	19.4%
Agree	71	38.2%
Strongly agree	74	39.8%
Not Applicable	2	1.1%

Statistics	
Total Responses	186
Sum	768.0
Avg.	4.2
StdDev	0.8
Max	5.0

### 33. I received timely feedback (within 24-48 hours) from my teacher

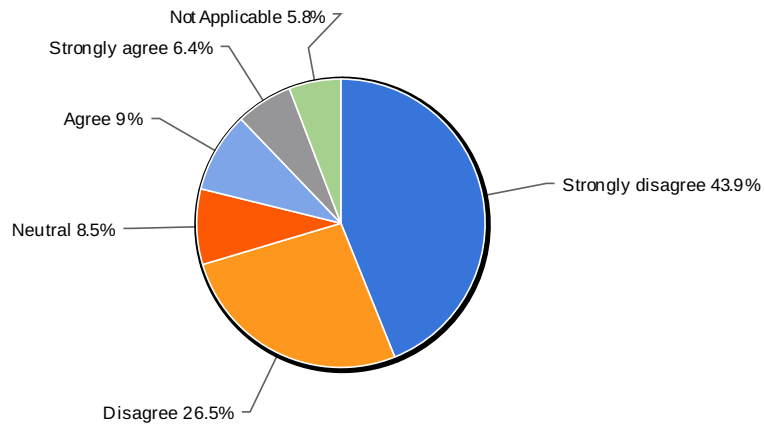


### 33. I received timely feedback (within 24-48 hours) from my teacher

Value	Count	Percent %
Strongly disagree	10	5.4%
Disagree	9	4.8%
Neutral	14	7.5%
Agree	61	32.8%
Strongly agree	90	48.4%
Not Applicable	2	1.1%

Statistics	
Total Responses	186
Sum	764.0
Avg.	4.2
StdDev	1.1
Max	5.0

### 34. I felt frustrated by the lack of feedback from my teacher

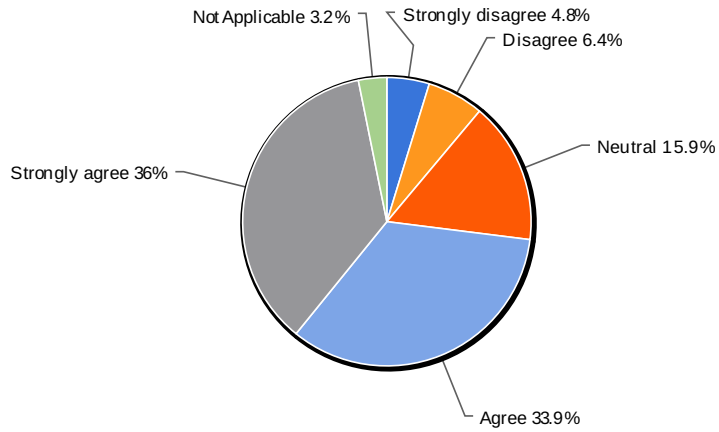


### 34. I felt frustrated by the lack of feedback from my teacher

Value	Count	Percent %
Strongly disagree	83	43.9%
Disagree	50	26.5%
Neutral	16	8.5%
Agree	17	9.0%
Strongly agree	12	6.4%
Not Applicable	11	5.8%

Statistics	
Total Responses	189
Sum	359.0
Avg.	2.0
StdDev	1.2
Max	5.0

35. I was able to get individualized attention from my teacher when needed

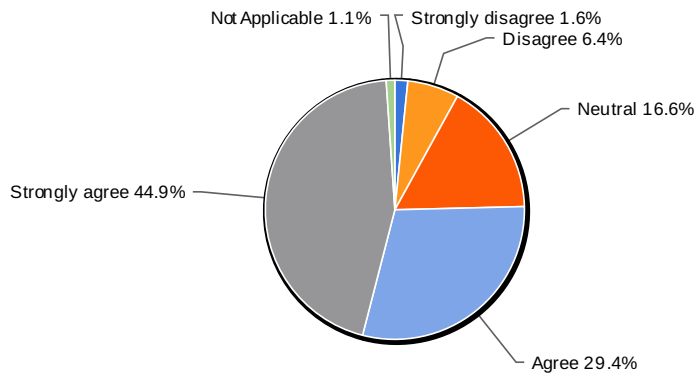


35. I was able to get individualized attention from my teacher when needed

Value	Count	Percent %
Strongly disagree	9	4.8%
Disagree	12	6.4%
Neutral	30	15.9%
Agree	64	33.9%
Strongly agree	68	36.0%
Not Applicable	6	3.2%

Statistics	
Total Responses	189
Sum	719.0
Avg.	3.9
StdDev	1.1
Max	5.0

36. In this class the teacher functioned as the facilitator of the course by continuously encouraging communication

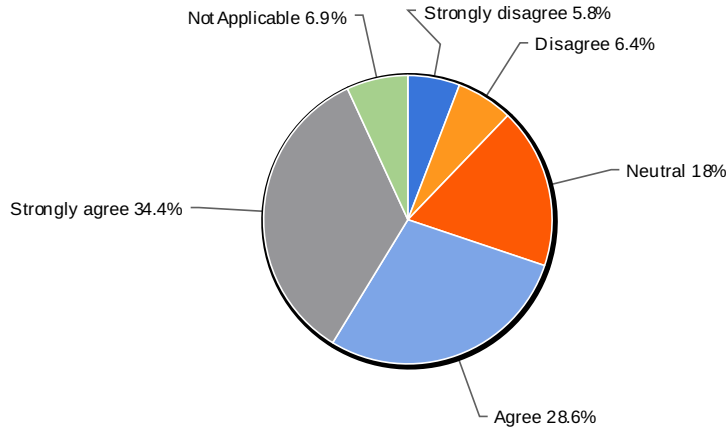


36. In this class the teacher functioned as the facilitator of the course by continuously encouraging communication

Value	Count	Percent %
Strongly disagree	3	1.6%
Disagree	12	6.4%
Neutral	31	16.6%
Agree	55	29.4%
Strongly agree	84	44.9%
Not Applicable	2	1.1%

Statistics	
Total Responses	187
Sum	760.0
Avg.	4.1
StdDev	1.0
Max	5.0

37. Although I could not see the teacher in this class, I felt his/her presence

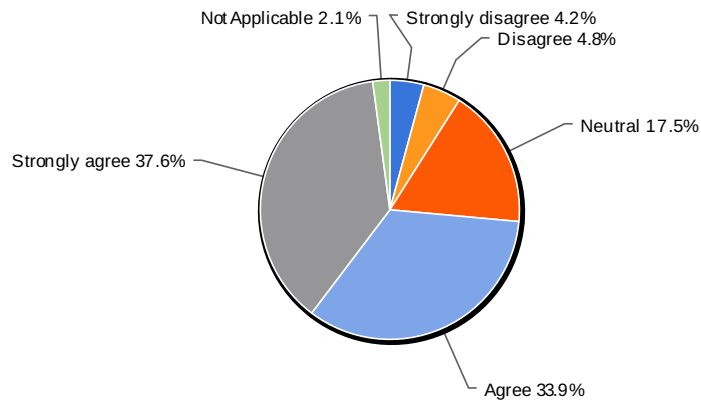


37. Although I could not see the teacher in this class, I felt his/her presence

Value	Count	Percent %
Strongly disagree	11	5.8%
Disagree	12	6.4%
Neutral	34	18.0%
Agree	54	28.6%
Strongly agree	65	34.4%
Not Applicable	13	6.9%

Statistics	
Total Responses	189
Sum	678.0
Avg.	3.9
StdDev	1.2
Max	5.0

38. There was a clear human presence of the instructor evident in this distance education course.

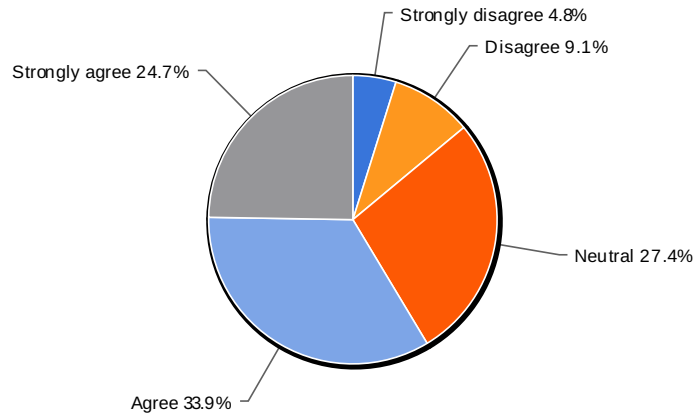


38. There was a clear human presence of the instructor evident in this distance education course.

Value	Count	Percent %
Strongly disagree	8	4.2%
Disagree	9	4.8%
Neutral	33	17.5%
Agree	64	33.9%
Strongly agree	71	37.6%
Not Applicable	4	2.1%

Statistics	
Total Responses	189
Sum	736.0
Avg.	4.0
StdDev	1.1
Max	5.0

39. This class created a sense of community among students

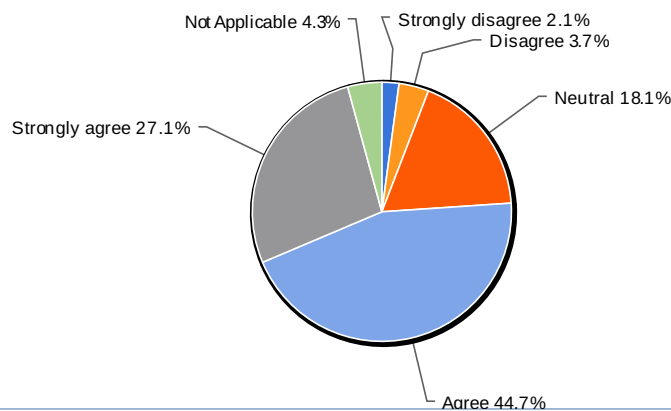


39. This class created a sense of community among students

Value	Count	Percent %
Strongly disagree	9	4.8%
Disagree	17	9.1%
Neutral	51	27.4%
Agree	63	33.9%
Strongly agree	46	24.7%
Not Applicable	0	0.0%

Statistics	
Total Responses	186
Sum	678.0
Avg.	3.6
StdDev	1.1
Max	5.0

40. In this class I was able to ask for clarification from a fellow student when needed

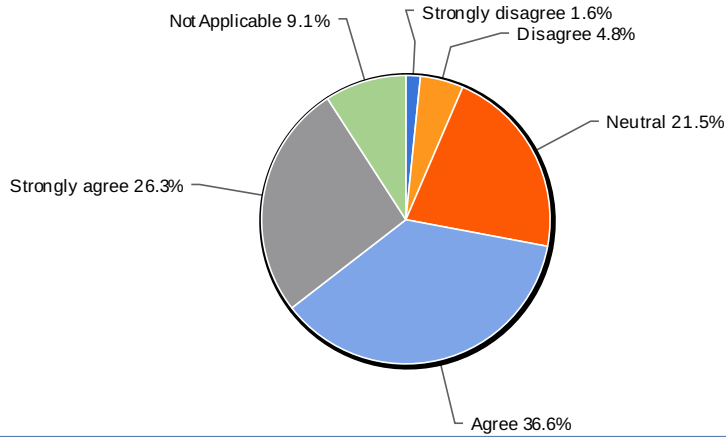


40. In this class I was able to ask for clarification from a fellow student when needed

Value	Count	Percent %
Strongly disagree	4	2.1%
Disagree	7	3.7%
Neutral	34	18.1%
Agree	84	44.7%
Strongly agree	51	27.1%
Not Applicable	8	4.3%

Statistics	
Total Responses	188
Sum	711.0
Avg.	4.0
StdDev	0.9
Max	5.0

41. I received timely (within 24-48 hours) feedback from students in the class

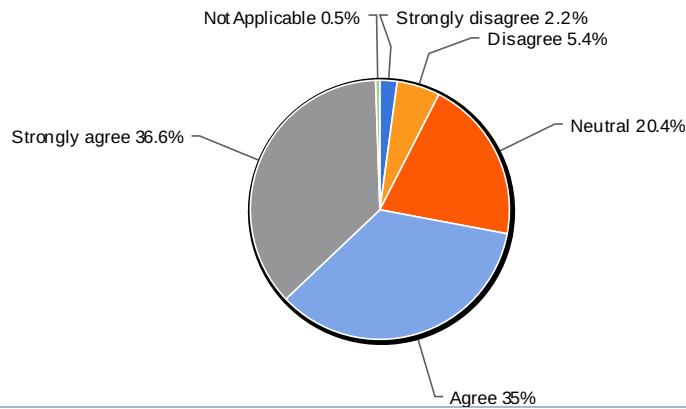


41. I received timely (within 24-48 hours) feedback from students in the class

Value	Count	Percent %
Strongly disagree	3	1.6%
Disagree	9	4.8%
Neutral	40	21.5%
Agree	68	36.6%
Strongly agree	49	26.3%
Not Applicable	17	9.1%

Statistics	
Total Responses	186
Sum	658.0
Avg.	3.9
StdDev	0.9
Max	5.0

42. This class encouraged students to discuss ideas and concepts covered with other students

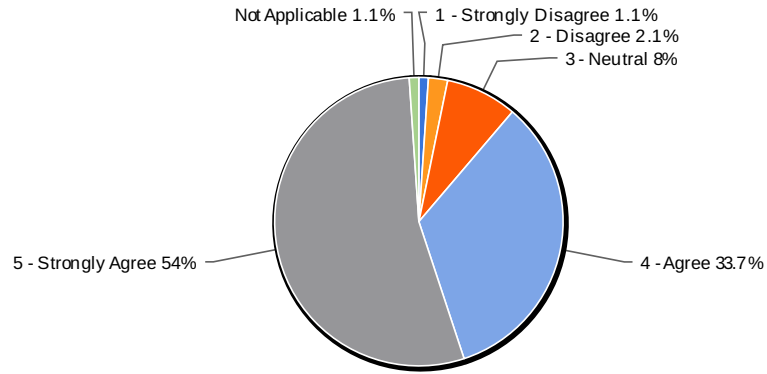


42. This class encouraged students to discuss ideas and concepts covered with other students

Value	Count	Percent %
Strongly disagree	4	2.2%
Disagree	10	5.4%
Neutral	38	20.4%
Agree	65	35.0%
Strongly agree	68	36.6%
Not Applicable	1	0.5%

Statistics	
Total Responses	186
Sum	738.0
Avg.	4.0
StdDev	1.0
Max	5.0

43. Most difficulties I encounter when using computers, I can deal with

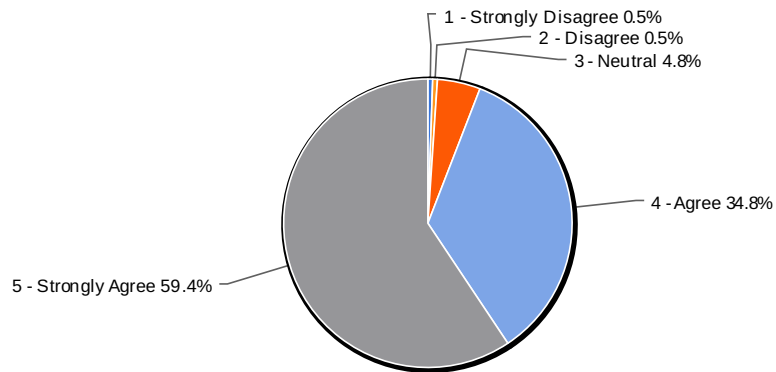


43. Most difficulties I encounter when using computers, I can deal with

Value	Count	Percent %
1 - Strongly Disagree	2	1.1%
2 - Disagree	4	2.1%
3 - Neutral	15	8.0%
4 - Agree	63	33.7%
5 - Strongly Agree	101	54.0%
Not Applicable	2	1.1%

Statistics	
Total Responses	187
Sum	812.0
Avg.	4.4
StdDev	0.8
Max	5.0

44. I find working with computers very easy

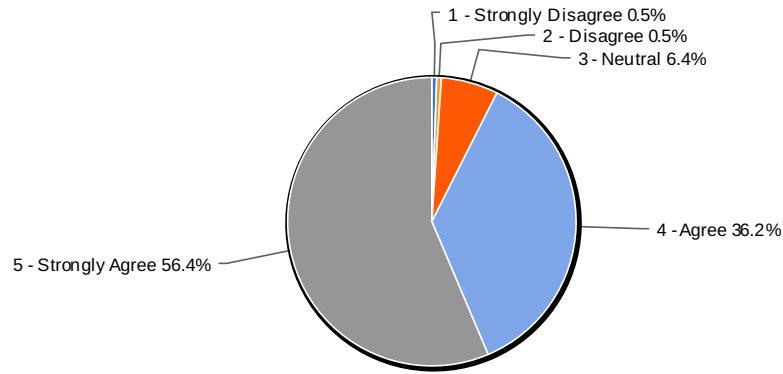


44. I find working with computers very easy

Value	Count	Percent %
1 - Strongly Disagree	1	0.5%
2 - Disagree	1	0.5%
3 - Neutral	9	4.8%
4 - Agree	65	34.8%
5 - Strongly Agree	111	59.4%
Not Applicable	0	0.0%

Statistics	
Total Responses	187
Sum	845.0
Avg.	4.5
StdDev	0.7
Max	5.0

### 45. I enjoy working with computers

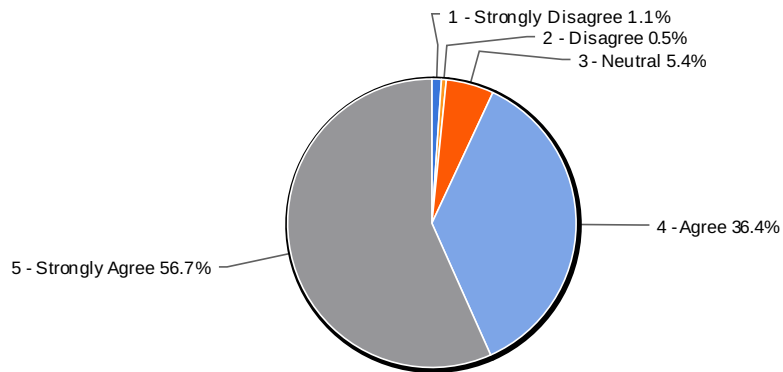


### 45. I enjoy working with computers

Value	Count	Percent %
1 - Strongly Disagree	1	0.5%
2 - Disagree	1	0.5%
3 - Neutral	12	6.4%
4 - Agree	68	36.2%
5 - Strongly Agree	106	56.4%
Not Applicable	0	0.0%

Statistics	
Total Responses	188
Sum	841.0
Avg.	4.5
StdDev	0.7
Max	5.0

### 46. I am very confident in my abilities to use computers



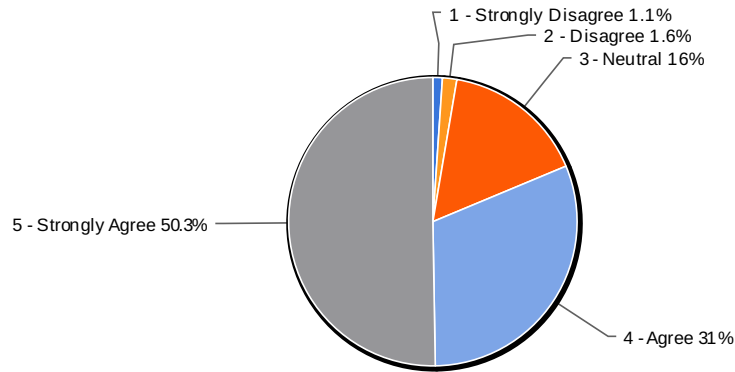
### 46. I am very confident in my abilities to use computers

Value	Count	Percent %
1 - Strongly Disagree	2	1.1%
2 - Disagree	1	0.5%
3 - Neutral	10	5.4%
4 - Agree	68	36.4%
5 - Strongly Agree	106	56.7%
Not Applicable	0	0.0%

Statistics	
Total Responses	187
Sum	836.0
Avg.	4.5
StdDev	0.7
Max	5.0



### 47. Computers make me much more productive

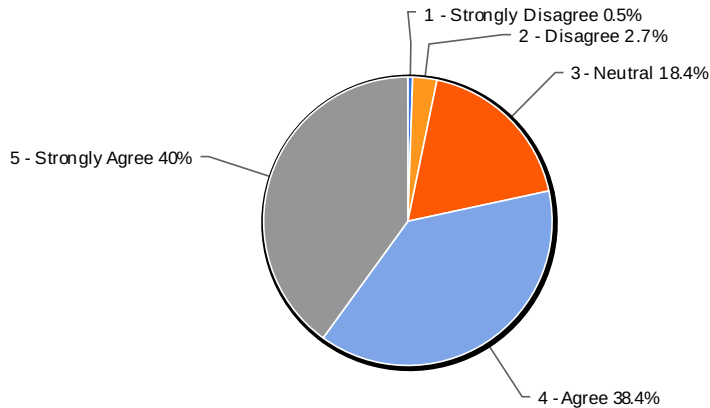


### 47. Computers make me much more productive

Value	Count	Percent %
1 - Strongly Disagree	2	1.1%
2 - Disagree	3	1.6%
3 - Neutral	30	16.0%
4 - Agree	58	31.0%
5 - Strongly Agree	94	50.3%
Not Applicable	0	0.0%

Statistics	
Total Responses	187
Sum	800.0
Avg.	4.3
StdDev	0.9
Max	5.0

### 48. Using computers makes learning more interesting

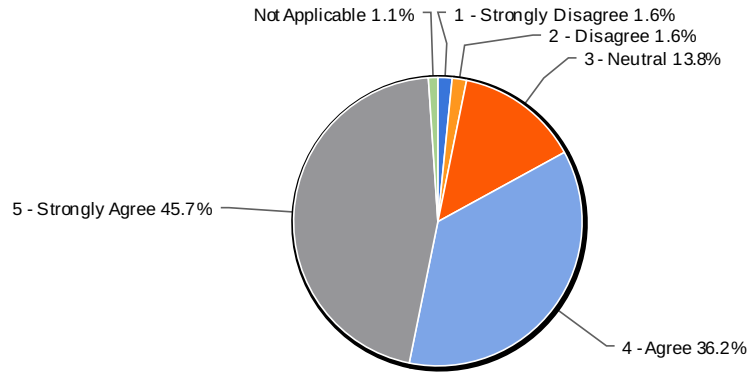


### 48. Using computers makes learning more interesting

Value	Count	Percent %
1 - Strongly Disagree	1	0.5%
2 - Disagree	5	2.7%
3 - Neutral	34	18.4%
4 - Agree	71	38.4%
5 - Strongly Agree	74	40.0%
Not Applicable	0	0.0%

Statistics	
Total Responses	185
Sum	767.0
Avg.	4.1
StdDev	0.8
Max	5.0

49. Some computer software packages definitely make learning easier

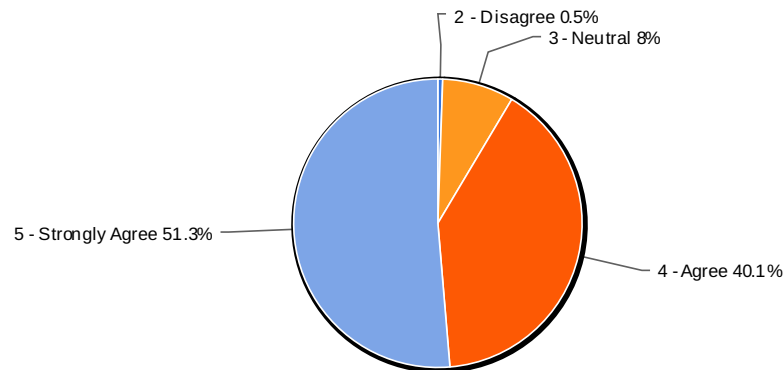


49. Some computer software packages definitely make learning easier

Value	Count	Percent %
1 - Strongly Disagree	3	1.6%
2 - Disagree	3	1.6%
3 - Neutral	26	13.8%
4 - Agree	68	36.2%
5 - Strongly Agree	86	45.7%
Not Applicable	2	1.1%

Statistics	
Total Responses	188
Sum	789.0
Avg.	4.2
StdDev	0.9
Max	5.0

50. Computers are good aids to learning

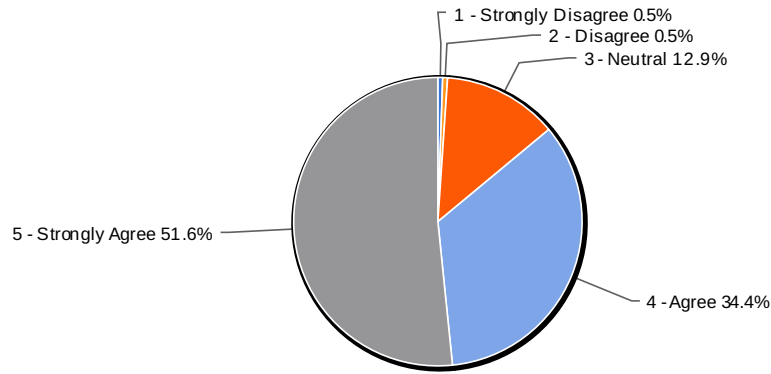


50. Computers are good aids to learning

Value	Count	Percent %
1 - Strongly Disagree	0	0.0%
2 - Disagree	1	0.5%
3 - Neutral	15	8.0%
4 - Agree	75	40.1%
5 - Strongly Agree	96	51.3%
Not Applicable	0	0.0%

Statistics	
Total Responses	187
Sum	827.0
Avg.	4.4
StdDev	0.7
Max	5.0

### 51. I consider myself a skilled computer user

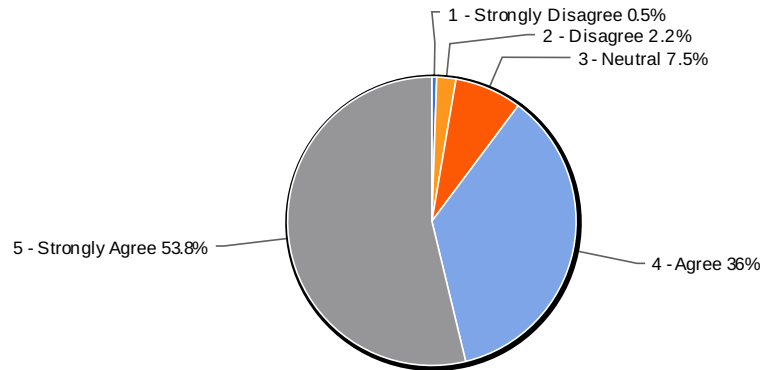


### 51. I consider myself a skilled computer user

Value	Count	Percent %
1 - Strongly Disagree	1	0.5%
2 - Disagree	1	0.5%
3 - Neutral	24	12.9%
4 - Agree	64	34.4%
5 - Strongly Agree	96	51.6%
Not Applicable	0	0.0%

Statistics	
Total Responses	186
Sum	811.0
Avg.	4.4
StdDev	0.8
Max	5.0

### 52. This distance education course met my learning needs

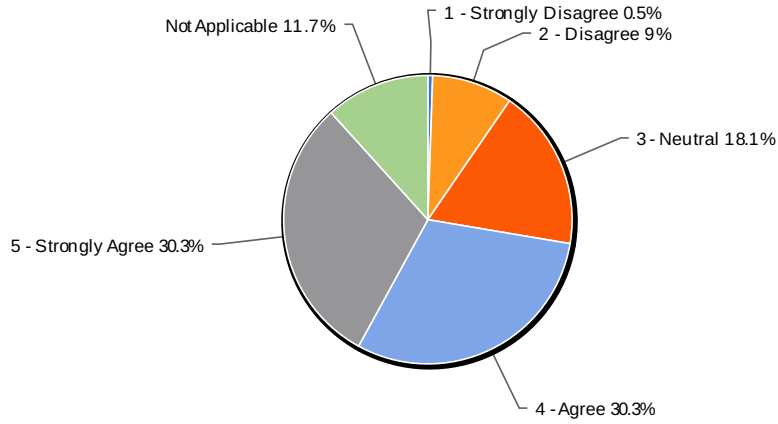


### 52. This distance education course met my learning needs

Value	Count	Percent %
1 - Strongly Disagree	1	0.5%
2 - Disagree	4	2.2%
3 - Neutral	14	7.5%
4 - Agree	67	36.0%
5 - Strongly Agree	100	53.8%
Not Applicable	0	0.0%

Statistics	
Total Responses	186
Sum	819.0
Avg.	4.4
StdDev	0.8
Max	5.0

53. There was an effective ratio of graded vs. un-graded work

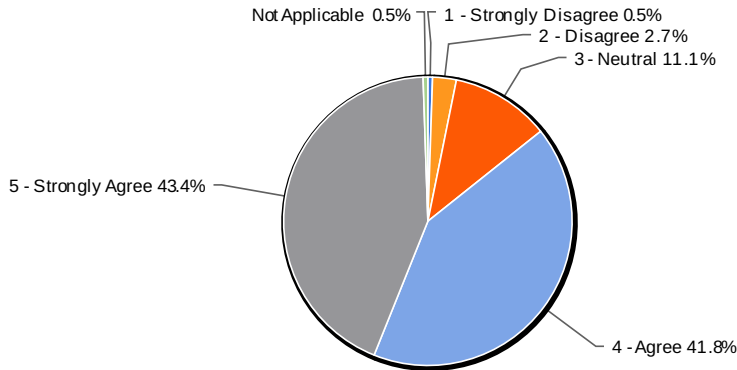


53. There was an effective ratio of graded vs. un-graded work

Value	Count	Percent %
1 - Strongly Disagree	1	0.5%
2 - Disagree	17	9.0%
3 - Neutral	34	18.1%
4 - Agree	57	30.3%
5 - Strongly Agree	57	30.3%
Not Applicable	22	11.7%

Statistics	
Total Responses	188
Sum	650.0
Avg.	3.9
StdDev	1.0
Max	5.0

54. The class assignments reflected an appropriate level of difficulty

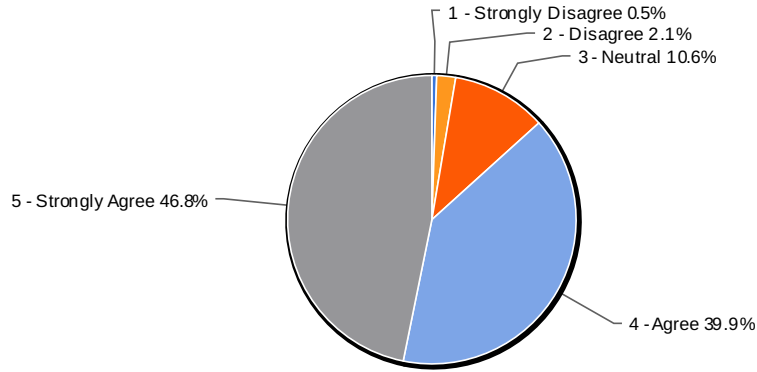


54. The class assignments reflected an appropriate level of difficulty

Value	Count	Percent %
1 - Strongly Disagree	1	0.5%
2 - Disagree	5	2.7%
3 - Neutral	21	11.1%
4 - Agree	79	41.8%
5 - Strongly Agree	82	43.4%
Not Applicable	1	0.5%

Statistics	
Total Responses	189
Sum	800.0
Avg.	4.3
StdDev	0.8
Max	5.0

55. This class had the ability to deepen my understanding of the topics covered

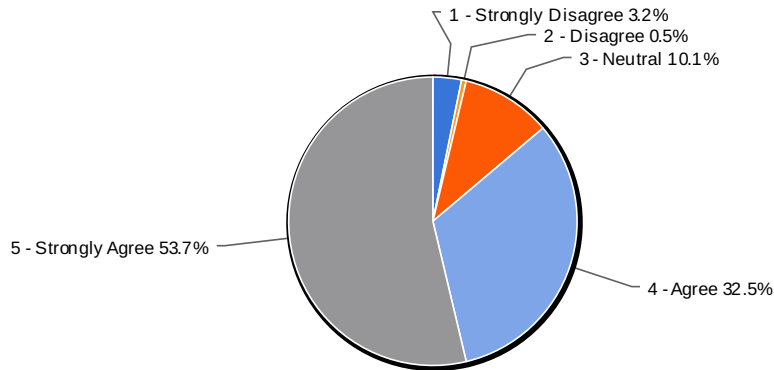


55. This class had the ability to deepen my understanding of the topics covered

Value	Count	Percent %
1 - Strongly Disagree	1	0.5%
2 - Disagree	4	2.1%
3 - Neutral	20	10.6%
4 - Agree	75	39.9%
5 - Strongly Agree	88	46.8%
Not Applicable	0	0.0%

Statistics	
Total Responses	188
Sum	809.0
Avg.	4.3
StdDev	0.8
Max	5.0

56. I would recommend this course to others

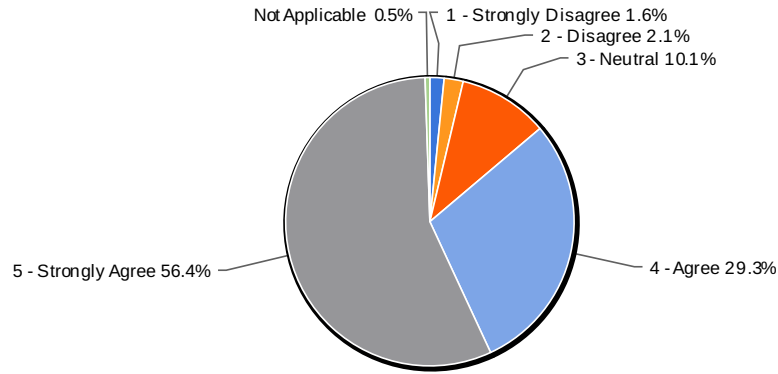


56. I would recommend this course to others

Value	Count	Percent %
1 - Strongly Disagree	6	3.2%
2 - Disagree	1	0.5%
3 - Neutral	19	10.1%
4 - Agree	61	32.5%
5 - Strongly Agree	101	53.7%
Not Applicable	0	0.0%

Statistics	
Total Responses	188
Sum	814.0
Avg.	4.3
StdDev	0.9
Max	5.0

57. I would like to take another distance education course

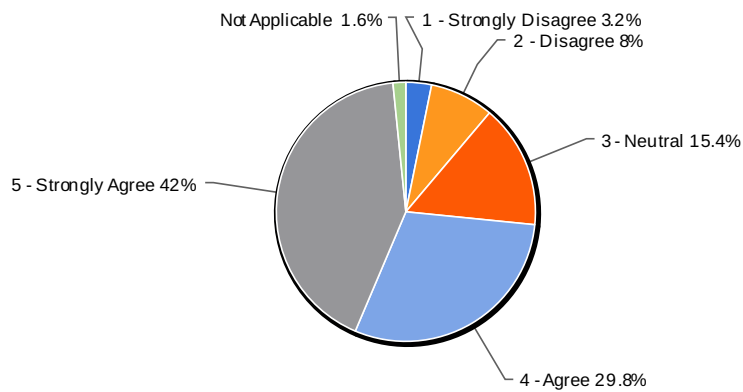


57. I would like to take another distance education course

Value	Count	Percent %
1 - Strongly Disagree	3	1.6%
2 - Disagree	4	2.1%
3 - Neutral	19	10.1%
4 - Agree	55	29.3%
5 - Strongly Agree	106	56.4%
Not Applicable	1	0.5%

Statistics	
Total Responses	188
Sum	818.0
Avg.	4.4
StdDev	0.9
Max	5.0

58. I learned as much in this distance education course as compared to a face-to-face course

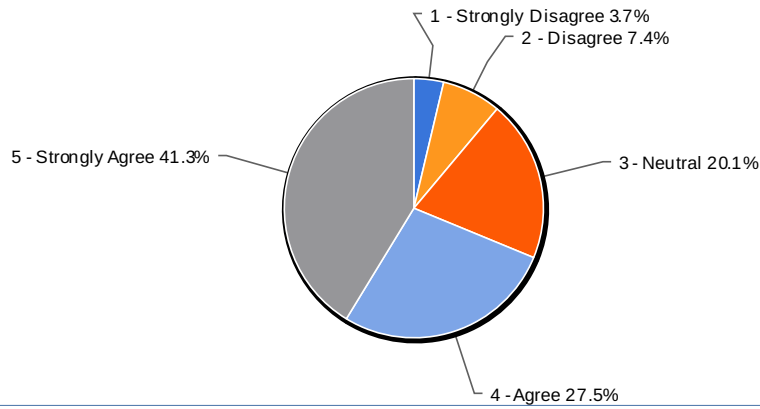


58. I learned as much in this distance education course as compared to a face-to-face course

Value	Count	Percent %
1 - Strongly Disagree	6	3.2%
2 - Disagree	15	8.0%
3 - Neutral	29	15.4%
4 - Agree	56	29.8%
5 - Strongly Agree	79	42.0%
Not Applicable	3	1.6%

Statistics	
Total Responses	188
Sum	742.0
Avg.	4.0
StdDev	1.1
Max	5.0

59. I believe distance education courses are as effective as face-to-face courses

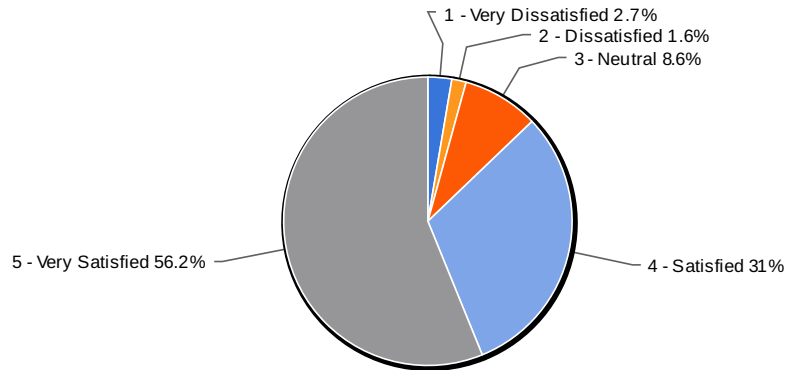


59. I believe distance education courses are as effective as face-to-face courses

Value	Count	Percent %
1 - Strongly Disagree	7	3.7%
2 - Disagree	14	7.4%
3 - Neutral	38	20.1%
4 - Agree	52	27.5%
5 - Strongly Agree	78	41.3%
Not Applicable	0	0.0%

Statistics	
Total Responses	189
Sum	747.0
Avg.	4.0
StdDev	1.1
Max	5.0

60. My overall level of satisfaction with this distance education course.



60. My overall level of satisfaction with this distance education course.

Value	Count	Percent %
1 - Very Dissatisfied	5	2.7%
2 - Dissatisfied	3	1.6%
3 - Neutral	16	8.6%
4 - Satisfied	58	31.0%
5 - Very Satisfied	105	56.2%
Not Applicable	0	0.0%

Statistics	
Total Responses	187
Sum	816.0
Avg.	4.4
StdDev	0.9
Max	5.0