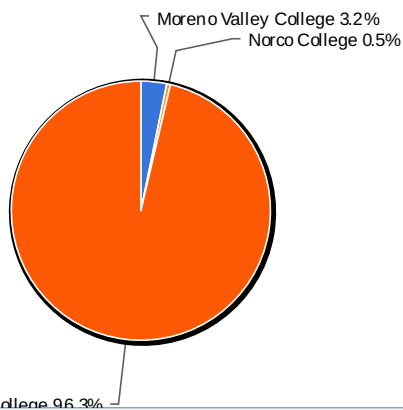


Riverside City College Summary Report - July 19, 2013

Survey: 2012 Fall DE Student Satisfaction Survey

2. Please select the college from the drop down menu where you completed the distance education course in the 2012 Fall semester.

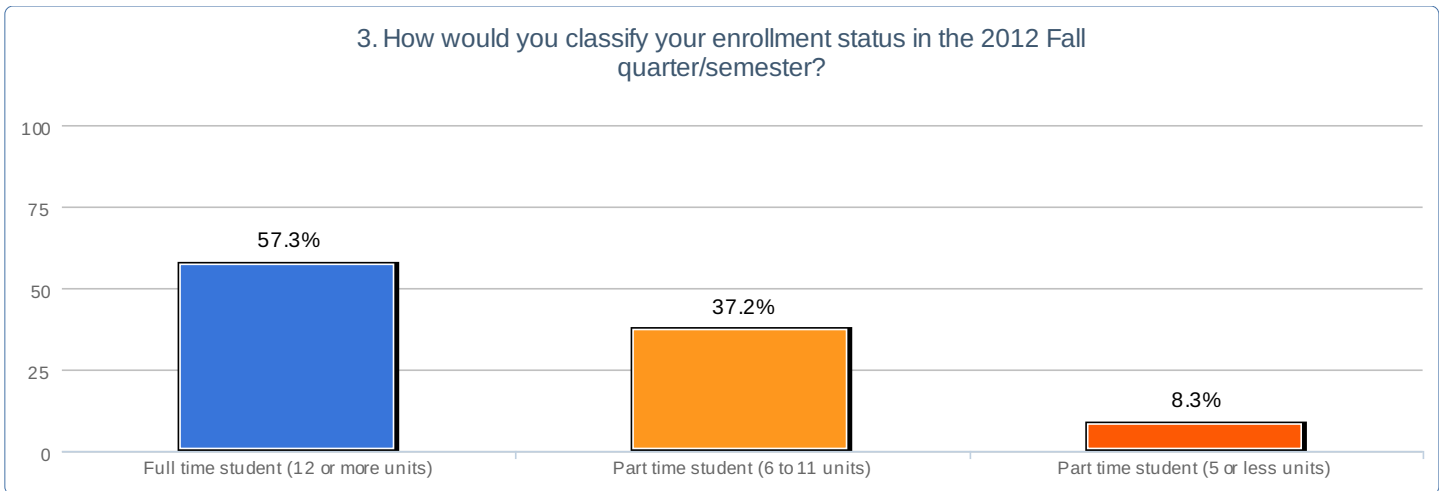


2. Please select the college from the drop down menu where you completed the distance education course in the 2012 Fall semester.

Value	Count	Percent %
Allan Hancock College	0	0.0%
American River College	0	0.0%
Antelope Valley College	0	0.0%
Bakersfield College	0	0.0%
Berkeley City College	0	0.0%
Butte College	0	0.0%
Cabrillo College	0	0.0%
Chaffey College	0	0.0%
Citrus College	0	0.0%
City College of San Francisco	0	0.0%
College of Marin	0	0.0%
College of the Sequoias	0	0.0%
College of the Siskiyous	0	0.0%
Cosumnes River College	0	0.0%
Cuesta College	0	0.0%
Cuyamaca College	0	0.0%
Cypress College	0	0.0%
Diablo Valley College	0	0.0%
El Camino College	0	0.0%
Evergreen Valley College	0	0.0%
Feather River College	0	0.0%
Folsom Lake College	0	0.0%
Fresno City College	0	0.0%
Glendale College	0	0.0%
Grossmont College	0	0.0%
Los Angeles City College	0	0.0%
Los Angeles Harbor College	0	0.0%

Statistics	
Total Responses	218

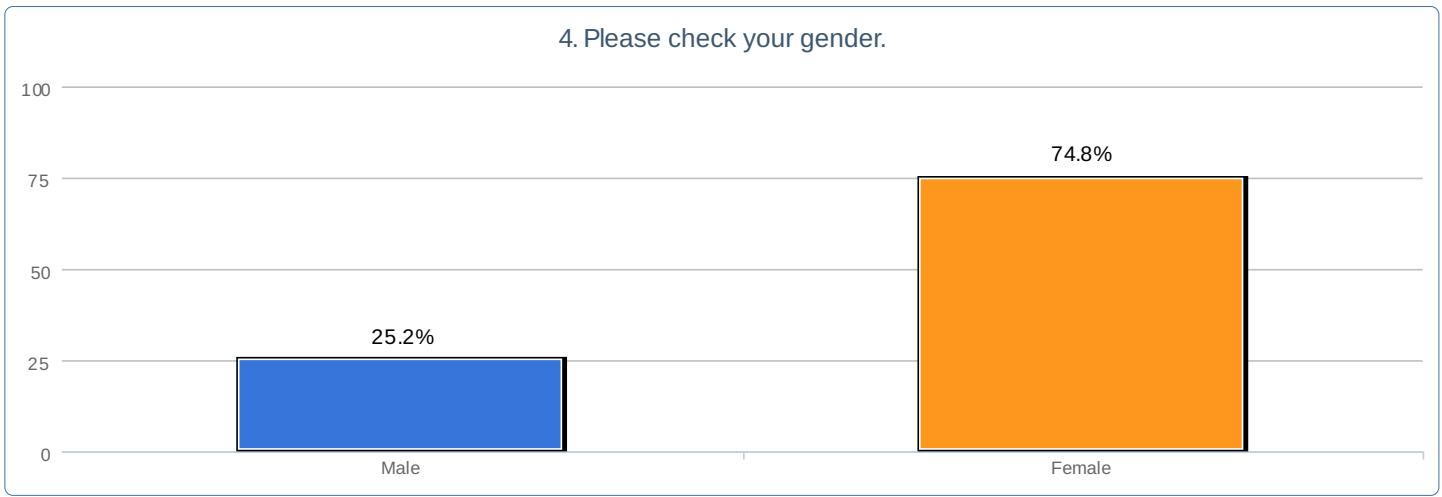
Merced College	0	0.0%
Mira Costa College	0	0.0%
Mission College	0	0.0%
Moreno Valley College	7	3.2%
Norco College	1	0.5%
Pasadena College	0	0.0%
Porterville College	0	0.0%
Riverside City College	210	96.3%
Sacramento City College	0	0.0%
San Diego City College	0	0.0%
San Diego Mesa College	0	0.0%
San Diego Miramar College	0	0.0%
San Joaquin Delta College	0	0.0%
Santa Ana College	0	0.0%
Santa Barbara City College	0	0.0%
Solano College	0	0.0%
Southwestern College	0	0.0%
Skyline College	0	0.0%
Victor Valley College	0	0.0%
West Hills-Lemoore College	0	0.0%



3. How would you classify your enrollment status in the 2012 Fall quarter/semester?

Value	Count	Percent %
Full time student (12 or more units)	125	57.3%
Part time student (6 to 11 units)	81	37.2%
Part time student (5 or less units)	18	8.3%

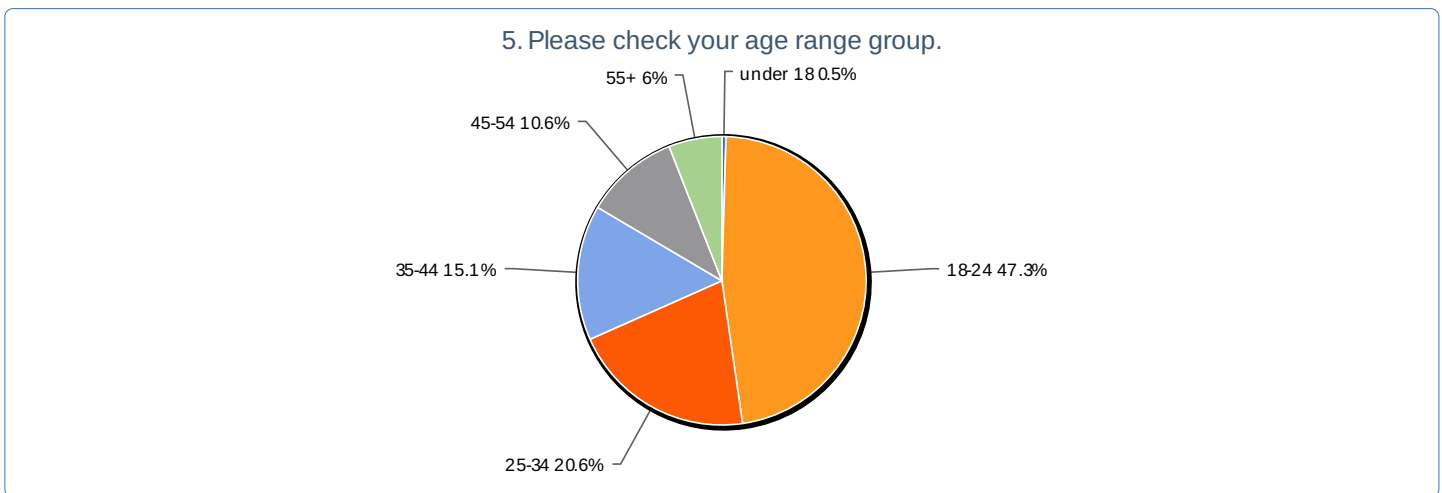
Statistics	
Total Responses	218



4. Please check your gender.

Value	Count	Percent %
Male	55	25.2%
Female	163	74.8%

Statistics	
Total Responses	218

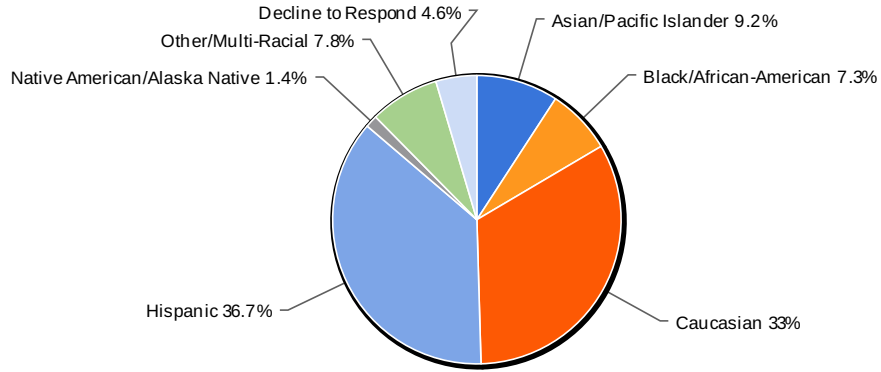


5. Please check your age range group.

Value	Count	Percent %
under 18	1	0.5%
18-24	103	47.3%
25-34	45	20.6%
35-44	33	15.1%
45-54	23	10.6%
55+	13	6.0%

Statistics	
Total Responses	218
Sum	5,884.0
Avg.	27.1
StdDev	11.4
Max	55.0

6. Please identify your race/ethnicity

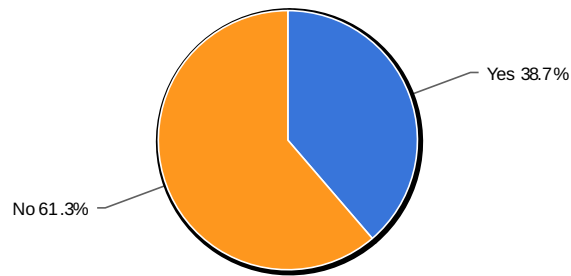


6. Please identify your race/ethnicity

Value	Count	Percent %
Asian/Pacific Islander	20	9.2%
Black/African-American	16	7.3%
Caucasian	72	33.0%
Hispanic	80	36.7%
Native American/Alaska Native	3	1.4%
Other/Multi-Racial	17	7.8%
Decline to Respond	10	4.6%

Statistics	
Total Responses	218

7. Have you ever taken a distance education orientation course or workshop at this college?

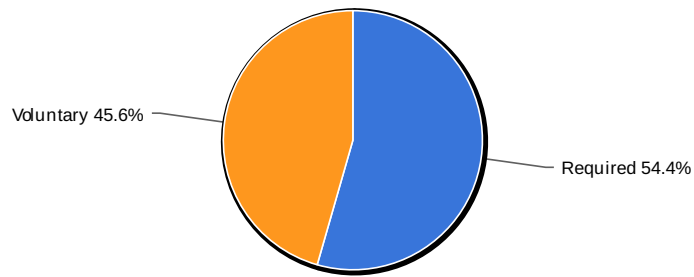


7. Have you ever taken a distance education orientation course or workshop at this college?

Value	Count	Percent %
Yes	84	38.7%
No	133	61.3%

Statistics	
Total Responses	217

Is the course or workshop required before you can take a distance education course at the college or is it voluntary?

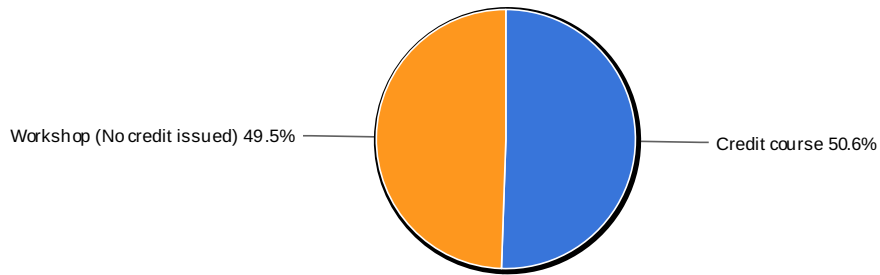


Is the course or workshop required before you can take a distance education course at the college or is it voluntary?

Value	Count	Percent %
Required	49	54.4%
Voluntary	41	45.6%

Statistics	
Total Responses	90

Is it a credit course for which you receive credit or is it a workshop where no credit is issued?

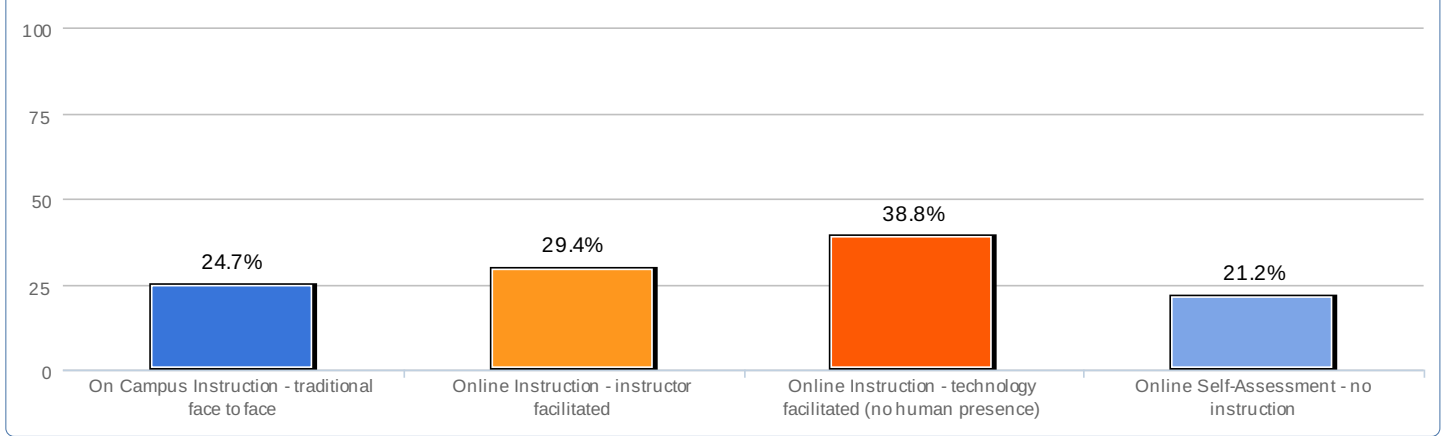


Is it a credit course for which you receive credit or is it a workshop where no credit is issued?

Value	Count	Percent %
Credit course	46	50.6%
Workshop (No credit issued)	45	49.5%

Statistics	
Total Responses	91

What type of orientation course/workshop did you complete?

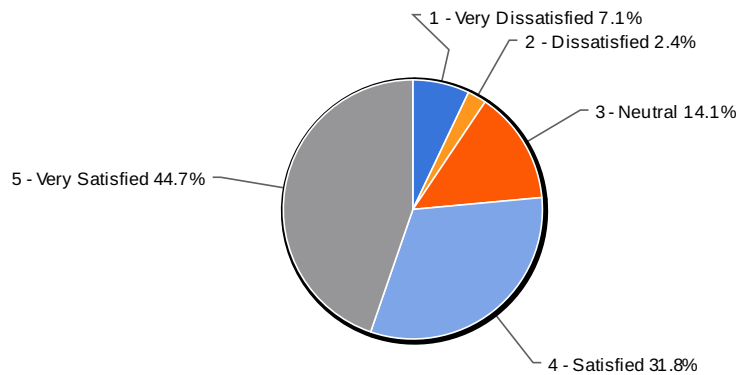


What type of orientation course/workshop did you complete?

Value	Count	Percent %
On Campus Instruction - traditional face to face	21	24.7%
Online Instruction - instructor facilitated	25	29.4%
Online Instruction - technology facilitated (no human presence)	33	38.8%
Online Self-Assessment - no instruction	18	21.2%
Other (Telecourse, DVD, Podcast, other audio, etc.)	0	0.0%

Statistics	
Total Responses	85

On a scale of 1-5 with 5 being the highest, how satisfied were you with this distance education orientation course/workshop?

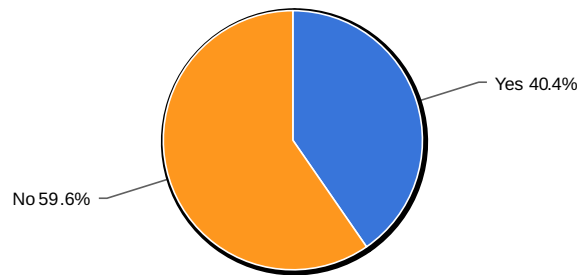


On a scale of 1-5 with 5 being the highest, how satisfied were you with this distance education orientation course/workshop?

Value	Count	Percent %
1 - Very Dissatisfied	6	7.1%
2 - Dissatisfied	2	2.4%
3 - Neutral	12	14.1%
4 - Satisfied	27	31.8%
5 - Very Satisfied	38	44.7%

Statistics	
Total Responses	85
Sum	344.0
Avg.	4.0
StdDev	1.1
Max	5.0

9. Have you ever completed a distance education course at this college before the 2012 Fall semester?



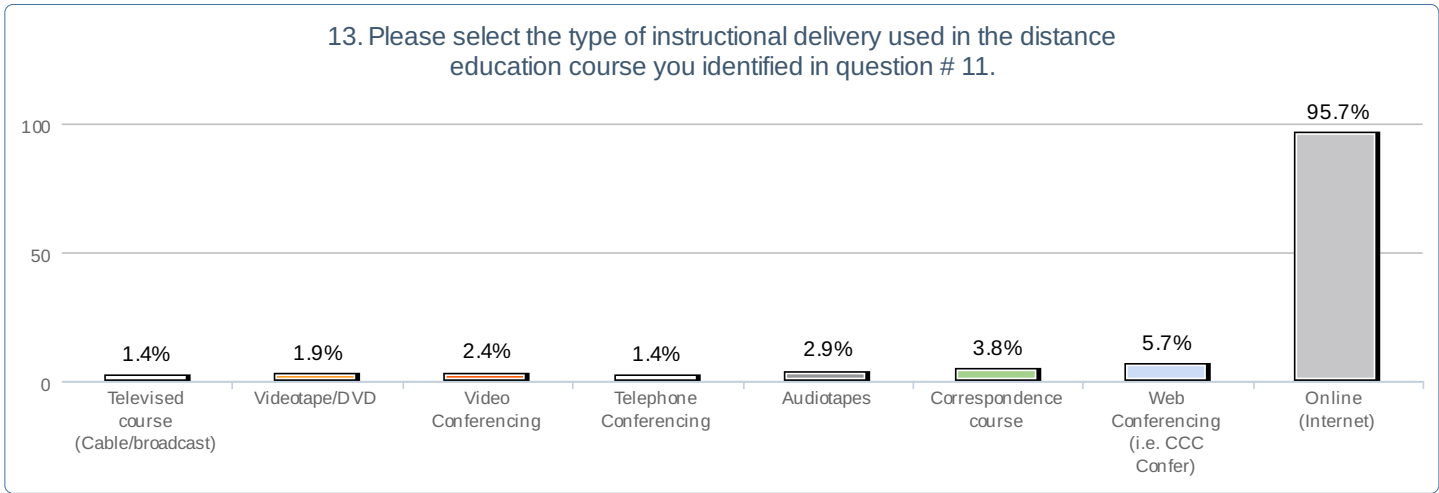
9. Have you ever completed a distance education course at this college before the 2012 Fall semester?

Value	Count	Percent %	Statistics	
Yes	88	40.4%	Total Responses	218
No	130	59.6%		

12. On a scale of 1-5 with 5 being the highest please rate the importance of the following possible reasons why you enrolled in the distance education course identified in question #11. (Please respond to each item)

	1 - Not Very Important	2 - Not Important	3 - Neutral	4 - Important	5 - Very Important	Not Applicable	Responses
The course met requirements for the associate degree	6.0% 13	3.7% 8	11.6% 25	13.0% 28	54.2% 117	13.9% 30	216
The course met requirements for transfer to a 4-year college or university	6.5% 14	4.2% 9	13.9% 30	15.3% 33	50.0% 108	12.5% 27	216
The course met requirements for a vocational certificate	14.2% 30	9.4% 20	15.6% 33	11.3% 24	20.8% 44	30.2% 64	212
The course would improve my job skills/expand my job opportunities	8.4% 18	3.7% 8	14.5% 31	16.8% 36	45.3% 97	11.7% 25	214
The course was convenient with my work schedule	4.7% 10	2.3% 5	8.4% 18	15.9% 34	52.8% 113	17.8% 38	214
The course was convenient with my child-rearing schedule	14.5% 31	2.8% 6	7.0% 15	2.3% 5	21.5% 46	53.3% 114	214
I had success with a previous distance education course	8.8% 19	3.7% 8	10.2% 22	7.9% 17	35.6% 77	34.7% 75	216
I had a personal interest in the subject	6.1% 13	2.8% 6	15.6% 33	24.1% 51	43.9% 93	8.5% 18	212
I thought it would be more varied and interesting	7.6% 16	7.6% 16	25.1% 53	20.9% 44	26.5% 56	13.7% 29	211
I enjoy learning on a computer	5.1% 11	5.6% 12	21.0% 45	20.6% 44	39.7% 85	7.9% 17	214
I prefer this method of instruction	9.3% 20	7.9% 17	26.6% 57	15.4% 33	33.2% 71	9.3% 20	214
The instructor's reputation	10.7% 23	6.1% 13	18.7% 40	15.9% 34	29.9% 64	18.7% 40	214
All on-campus sections of the course were full	20.8% 45	6.9% 15	14.8% 32	6.0% 13	18.1% 39	35.6% 77	216
The course was not scheduled in a classroom setting	15.0% 32	4.7% 10	16.4% 35	8.9% 19	16.0% 34	39.4% 84	213
I was unable to come to campus	17.8% 38	4.2% 9	8.9% 19	8.5% 18	24.9% 53	37.1% 79	213

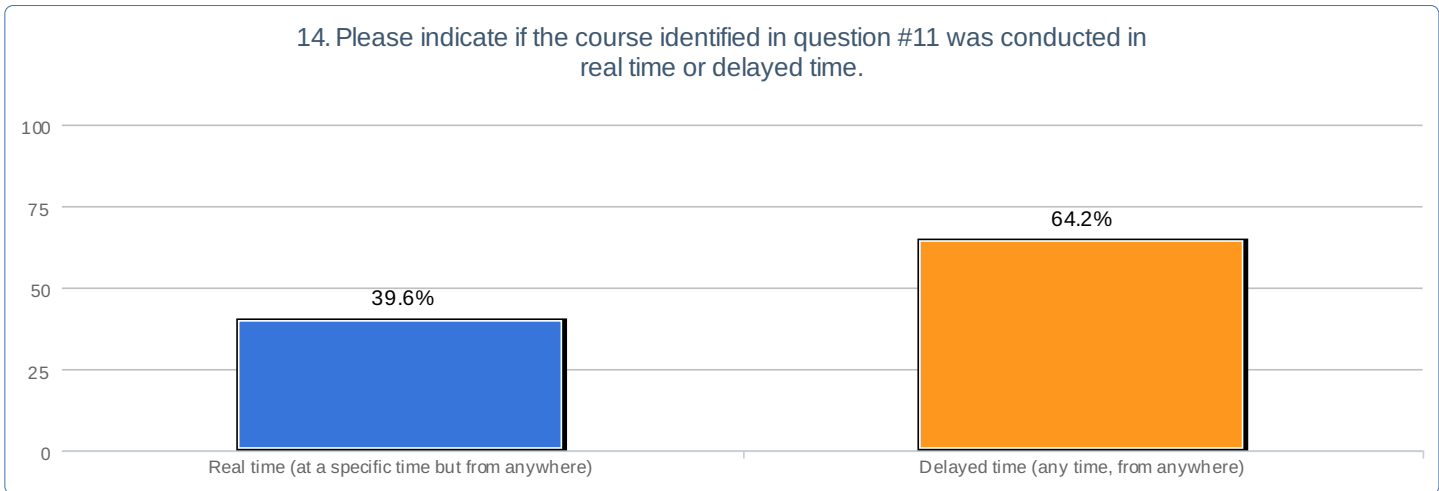
I have a disability that makes it difficult to attend classes on campus	20.2% 43	3.8% 8	6.1% 13	2.3% 5	4.2% 9	64.8% 138	213
--	--------------------	------------------	-------------------	------------------	------------------	---------------------	------------



13. Please select the type of instructional delivery used in the distance education course you identified in question # 11.

Value	Count	Percent %
Televised course (Cable/broadcast)	3	1.4%
Videotape/DVD	4	1.9%
Video Conferencing	5	2.4%
Telephone Conferencing	3	1.4%
Audiotapes	6	2.9%
Correspondence course	8	3.8%
Web Conferencing (i.e. CCC Confer)	12	5.7%
Online (Internet)	201	95.7%

Statistics	
Total Responses	210

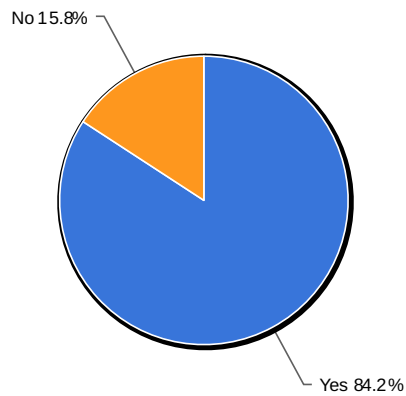


14. Please indicate if the course identified in question #11 was conducted in real time or delayed time.

Value	Count	Percent %
Real time (at a specific time but from anywhere)	84	39.6%
Delayed time (any time, from anywhere)	136	64.2%

Statistics	
Total Responses	212

15. Did this course use a discussion board?

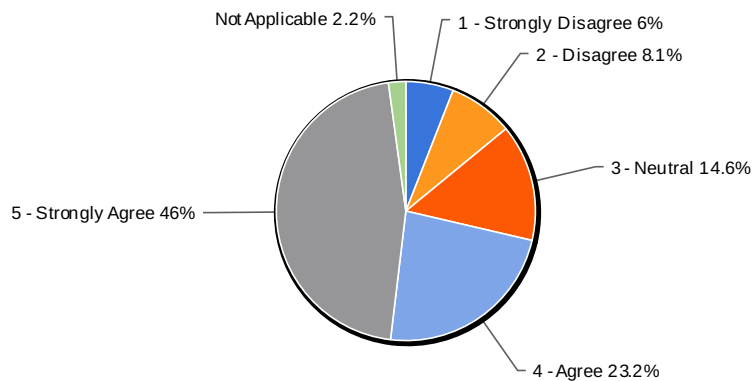


15. Did this course use a discussion board?

Value	Count	Percent %
Yes	181	84.2%
No	34	15.8%

Statistics	
Total Responses	215

16. In this class the teacher was an active member of the discussion group offering direction to posted comments

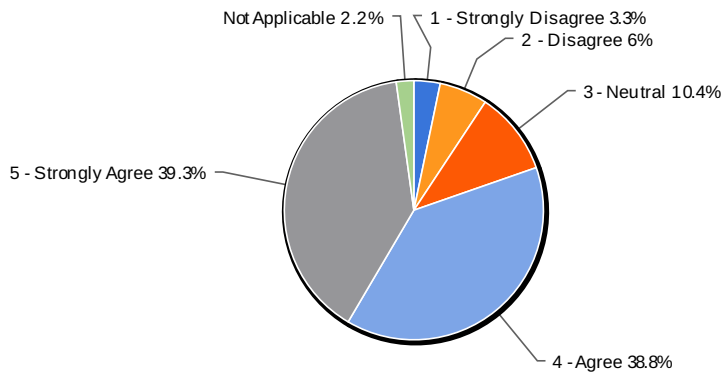


16. In this class the teacher was an active member of the discussion group offering direction to posted comments

Value	Count	Percent %
1 - Strongly Disagree	11	6.0%
2 - Disagree	15	8.1%
3 - Neutral	27	14.6%
4 - Agree	43	23.2%
5 - Strongly Agree	85	46.0%
Not Applicable	4	2.2%

Statistics	
Total Responses	185
Sum	719.0
Avg.	4.0
StdDev	1.2
Max	5.0

17. In this class the online discussion board provided opportunity for problem solving with other students

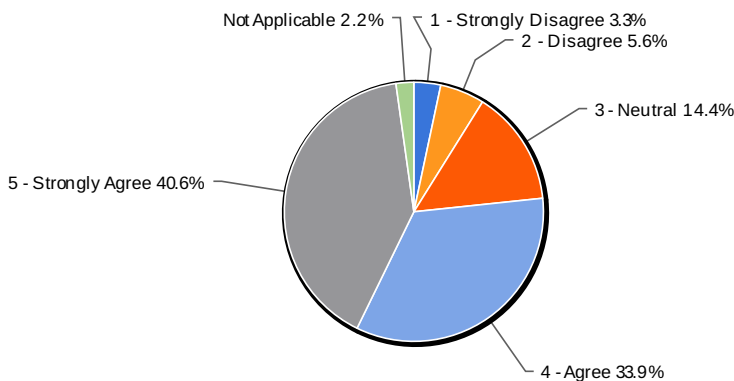


17. In this class the online discussion board provided opportunity for problem solving with other students

Value	Count	Percent %
1 - Strongly Disagree	6	3.3%
2 - Disagree	11	6.0%
3 - Neutral	19	10.4%
4 - Agree	71	38.8%
5 - Strongly Agree	72	39.3%
Not Applicable	4	2.2%

Statistics	
Total Responses	183
Sum	729.0
Avg.	4.1
StdDev	1.0
Max	5.0

18. In this class the online discussion board provided opportunity for critical thinking with other students

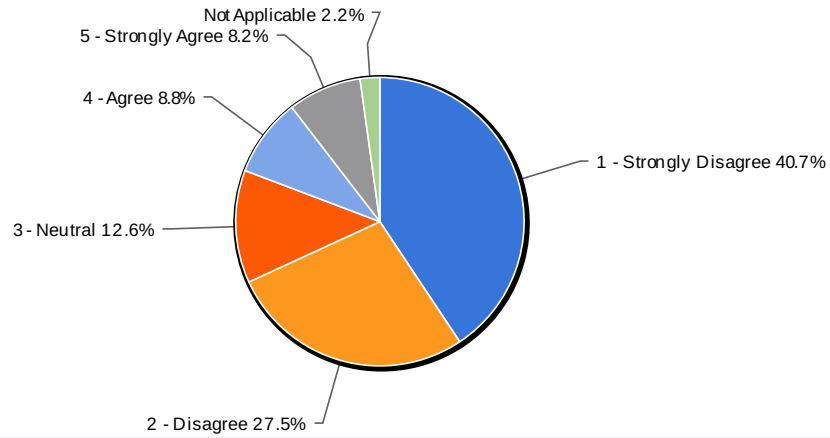


18. In this class the online discussion board provided opportunity for critical thinking with other students

Value	Count	Percent %
1 - Strongly Disagree	6	3.3%
2 - Disagree	10	5.6%
3 - Neutral	26	14.4%
4 - Agree	61	33.9%
5 - Strongly Agree	73	40.6%
Not Applicable	4	2.2%

Statistics	
Total Responses	180
Sum	713.0
Avg.	4.1
StdDev	1.0
Max	5.0

19. The discussion board in this class was a waste of time

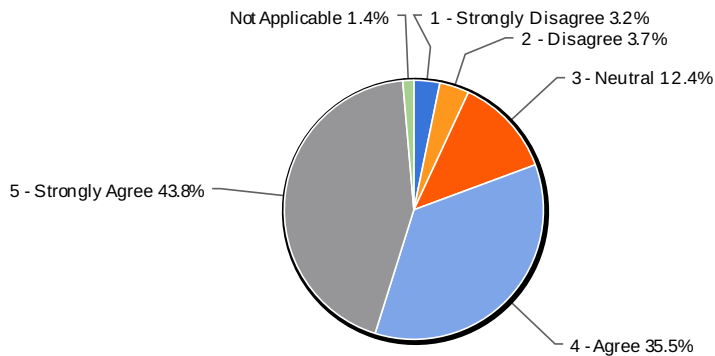


19. The discussion board in this class was a waste of time

Value	Count	Percent %
1 - Strongly Disagree	74	40.7%
2 - Disagree	50	27.5%
3 - Neutral	23	12.6%
4 - Agree	16	8.8%
5 - Strongly Agree	15	8.2%
Not Applicable	4	2.2%

Statistics	
Total Responses	182
Sum	382.0
Avg.	2.1
StdDev	1.3
Max	5.0

20. The course documents (lessons or lecture notes) used in this class facilitated my learning

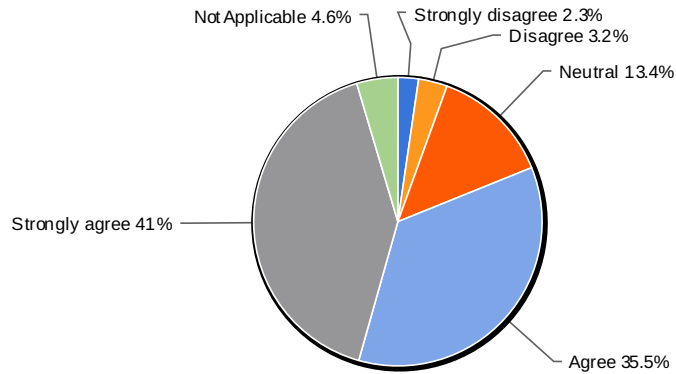


20. The course documents (lessons or lecture notes) used in this class facilitated my learning

Value	Count	Percent %
1 - Strongly Disagree	7	3.2%
2 - Disagree	8	3.7%
3 - Neutral	27	12.4%
4 - Agree	77	35.5%
5 - Strongly Agree	95	43.8%
Not Applicable	3	1.4%

Statistics	
Total Responses	217
Sum	887.0
Avg.	4.1
StdDev	1.0
Max	5.0

21. The websites that were linked to this course facilitated my learning

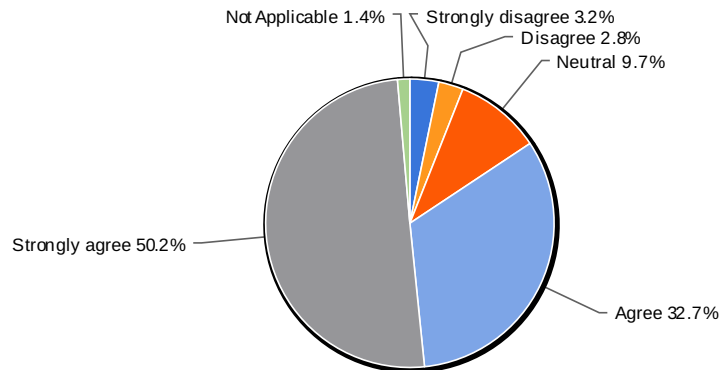


21. The websites that were linked to this course facilitated my learning

Value	Count	Percent %
Strongly disagree	5	2.3%
Disagree	7	3.2%
Neutral	29	13.4%
Agree	77	35.5%
Strongly agree	89	41.0%
Not Applicable	10	4.6%

Statistics	
Total Responses	217
Sum	859.0
Avg.	4.1
StdDev	0.9
Max	5.0

22. The assignments and/or projects in this course facilitated my learning

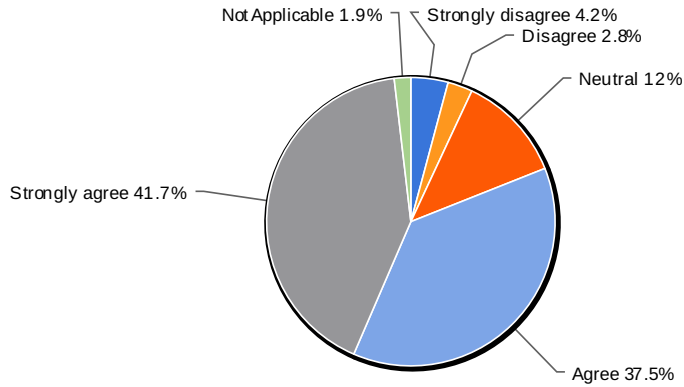


22. The assignments and/or projects in this course facilitated my learning

Value	Count	Percent %
Strongly disagree	7	3.2%
Disagree	6	2.8%
Neutral	21	9.7%
Agree	71	32.7%
Strongly agree	109	50.2%
Not Applicable	3	1.4%

Statistics	
Total Responses	217
Sum	911.0
Avg.	4.3
StdDev	1.0
Max	5.0

23. Preparation for quizzes/exams in this course facilitated my learning

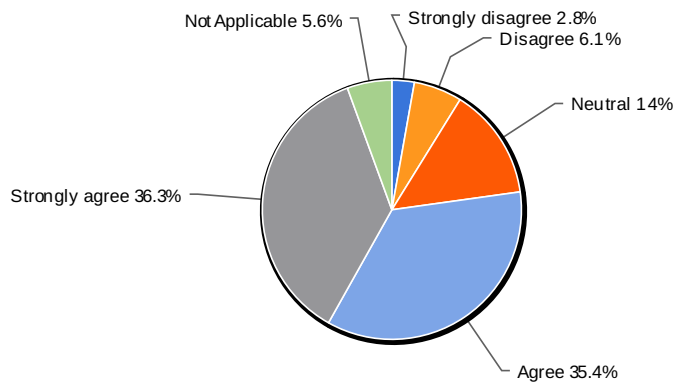


23. Preparation for quizzes/exams in this course facilitated my learning

Value	Count	Percent %
Strongly disagree	9	4.2%
Disagree	6	2.8%
Neutral	26	12.0%
Agree	81	37.5%
Strongly agree	90	41.7%
Not Applicable	4	1.9%

Statistics	
Total Responses	216
Sum	873.0
Avg.	4.1
StdDev	1.0
Max	5.0

24. The learning activities in this course required application of problem solving skills which facilitated my learning

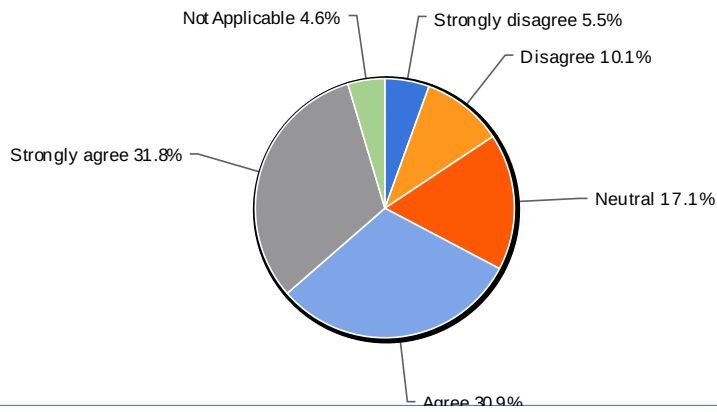


24. The learning activities in this course required application of problem solving skills which facilitated my learning

Value	Count	Percent %
Strongly disagree	6	2.8%
Disagree	13	6.1%
Neutral	30	14.0%
Agree	76	35.4%
Strongly agree	78	36.3%
Not Applicable	12	5.6%

Statistics	
Total Responses	215
Sum	816.0
Avg.	4.0
StdDev	1.0
Max	5.0

25. I feel this online class experience has helped improve my written communication skills

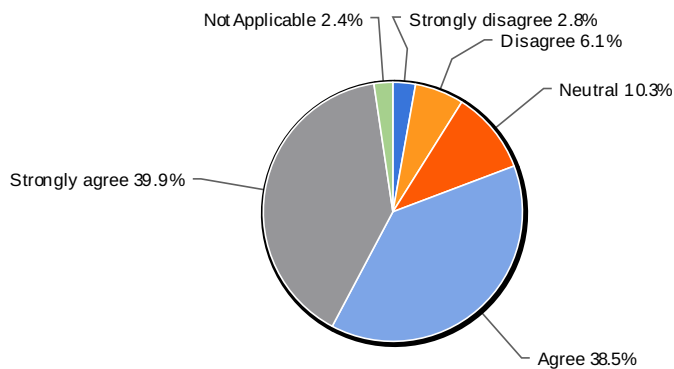


25. I feel this online class experience has helped improve my written communication skills

Value	Count	Percent %
Strongly disagree	12	5.5%
Disagree	22	10.1%
Neutral	37	17.1%
Agree	67	30.9%
Strongly agree	69	31.8%
Not Applicable	10	4.6%

Statistics	
Total Responses	217
Sum	780.0
Avg.	3.8
StdDev	1.2
Max	5.0

26. The learning activities in this course required critical thinking which facilitated my learning

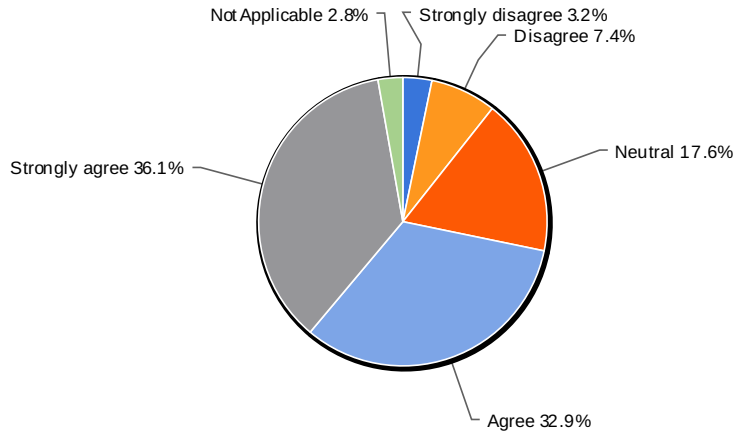


26. The learning activities in this course required critical thinking which facilitated my learning

Value	Count	Percent %
Strongly disagree	6	2.8%
Disagree	13	6.1%
Neutral	22	10.3%
Agree	82	38.5%
Strongly agree	85	39.9%
Not Applicable	5	2.4%

Statistics	
Total Responses	213
Sum	851.0
Avg.	4.1
StdDev	1.0
Max	5.0

27. The course syllabus facilitated my learning

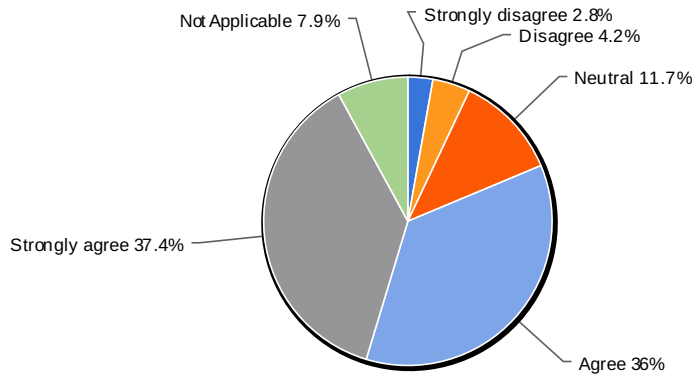


27. The course syllabus facilitated my learning

Value	Count	Percent %
Strongly disagree	7	3.2%
Disagree	16	7.4%
Neutral	38	17.6%
Agree	71	32.9%
Strongly agree	78	36.1%
Not Applicable	6	2.8%

Statistics	
Total Responses	216
Sum	827.0
Avg.	3.9
StdDev	1.1
Max	5.0

28. The activities in class facilitated my learning

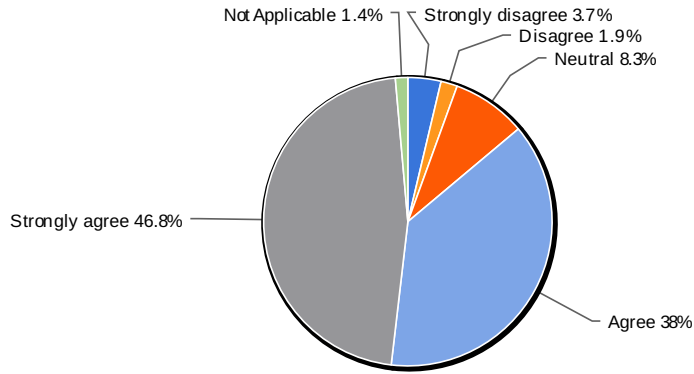


28. The activities in class facilitated my learning

Value	Count	Percent %
Strongly disagree	6	2.8%
Disagree	9	4.2%
Neutral	25	11.7%
Agree	77	36.0%
Strongly agree	80	37.4%
Not Applicable	17	7.9%

Statistics	
Total Responses	214
Sum	807.0
Avg.	4.1
StdDev	1.0
Max	5.0

29. The reading material facilitated my learning

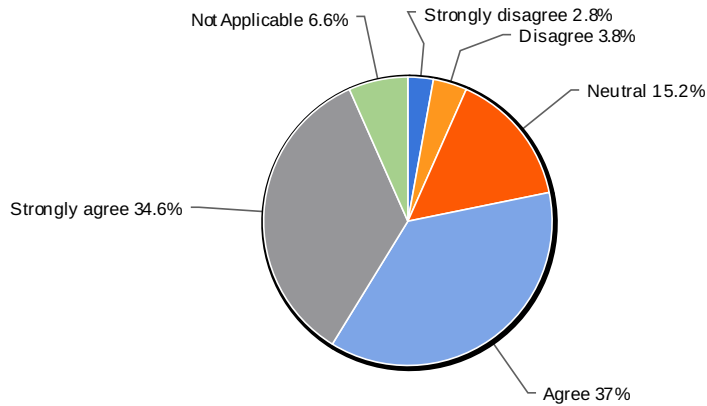


29. The reading material facilitated my learning

Value	Count	Percent %
Strongly disagree	8	3.7%
Disagree	4	1.9%
Neutral	18	8.3%
Agree	82	38.0%
Strongly agree	101	46.8%
Not Applicable	3	1.4%

Statistics	
Total Responses	216
Sum	903.0
Avg.	4.2
StdDev	1.0
Max	5.0

30. The material inside and outside of class facilitated my learning

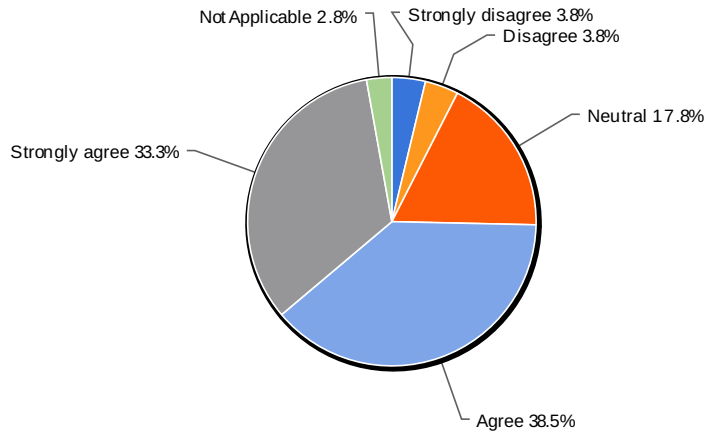


30. The material inside and outside of class facilitated my learning

Value	Count	Percent %
Strongly disagree	6	2.8%
Disagree	8	3.8%
Neutral	32	15.2%
Agree	78	37.0%
Strongly agree	73	34.6%
Not Applicable	14	6.6%

Statistics	
Total Responses	211
Sum	795.0
Avg.	4.0
StdDev	1.0
Max	5.0

31. The breadth of coverage facilitated my learning

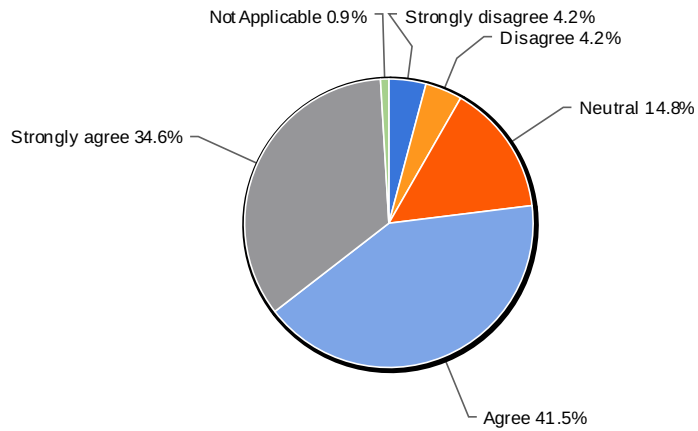


31. The breadth of coverage facilitated my learning

Value	Count	Percent %
Strongly disagree	8	3.8%
Disagree	8	3.8%
Neutral	38	17.8%
Agree	82	38.5%
Strongly agree	71	33.3%
Not Applicable	6	2.8%

Statistics	
Total Responses	213
Sum	821.0
Avg.	4.0
StdDev	1.0
Max	5.0

32. The depth of coverage facilitated my learning

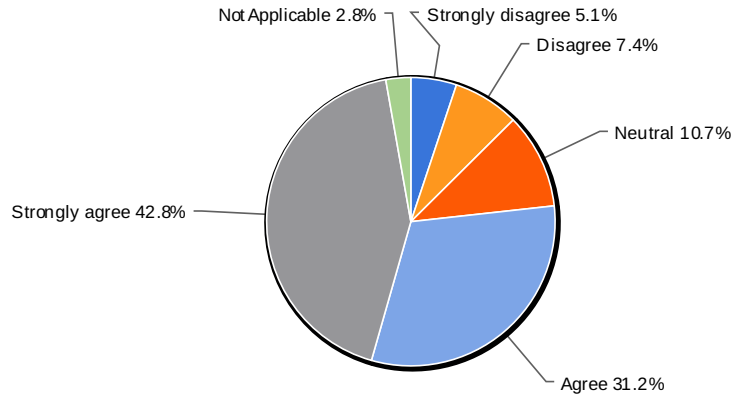


32. The depth of coverage facilitated my learning

Value	Count	Percent %
Strongly disagree	9	4.2%
Disagree	9	4.2%
Neutral	32	14.8%
Agree	90	41.5%
Strongly agree	75	34.6%
Not Applicable	2	0.9%

Statistics	
Total Responses	217
Sum	858.0
Avg.	4.0
StdDev	1.0
Max	5.0

33. I received timely feedback (within 24-48 hours) from my teacher

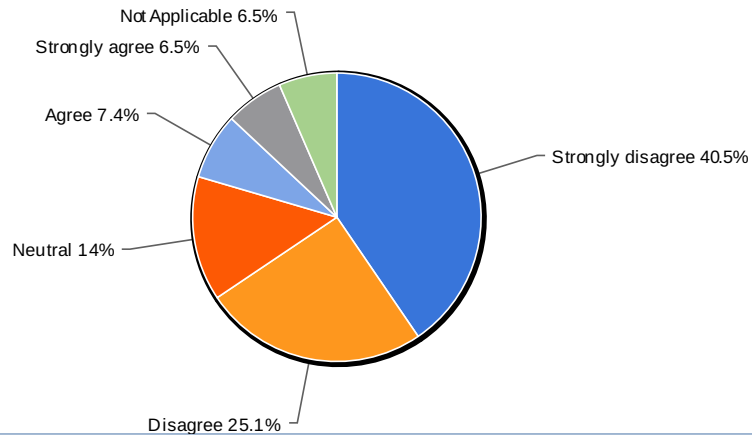


33. I received timely feedback (within 24-48 hours) from my teacher

Value	Count	Percent %
Strongly disagree	11	5.1%
Disagree	16	7.4%
Neutral	23	10.7%
Agree	67	31.2%
Strongly agree	92	42.8%
Not Applicable	6	2.8%

Statistics	
Total Responses	215
Sum	840.0
Avg.	4.0
StdDev	1.2
Max	5.0

34. I felt frustrated by the lack of feedback from my teacher

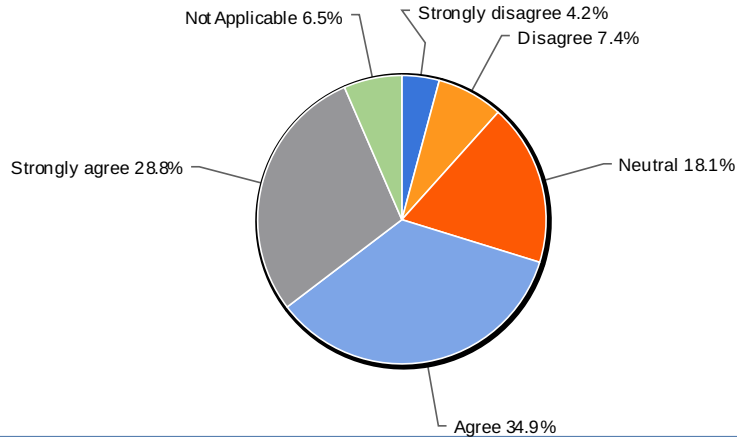


34. I felt frustrated by the lack of feedback from my teacher

Value	Count	Percent %
Strongly disagree	87	40.5%
Disagree	54	25.1%
Neutral	30	14.0%
Agree	16	7.4%
Strongly agree	14	6.5%
Not Applicable	14	6.5%

Statistics	
Total Responses	215
Sum	419.0
Avg.	2.1
StdDev	1.2
Max	5.0

35. I was able to get individualized attention from my teacher when needed

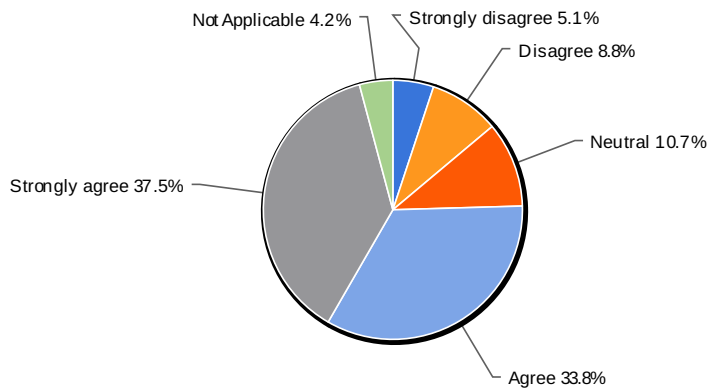


35. I was able to get individualized attention from my teacher when needed

Value	Count	Percent %
Strongly disagree	9	4.2%
Disagree	16	7.4%
Neutral	39	18.1%
Agree	75	34.9%
Strongly agree	62	28.8%
Not Applicable	14	6.5%

Statistics	
Total Responses	215
Sum	768.0
Avg.	3.8
StdDev	1.1
Max	5.0

36. In this class the teacher functioned as the facilitator of the course by continuously encouraging communication

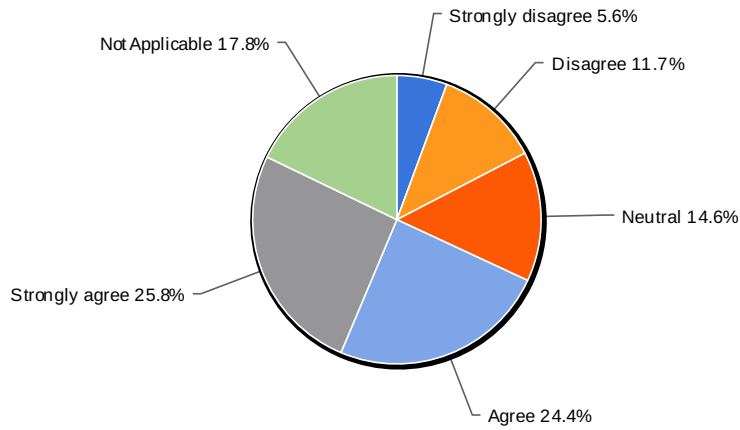


36. In this class the teacher functioned as the facilitator of the course by continuously encouraging communication

Value	Count	Percent %
Strongly disagree	11	5.1%
Disagree	19	8.8%
Neutral	23	10.7%
Agree	73	33.8%
Strongly agree	81	37.5%
Not Applicable	9	4.2%

Statistics	
Total Responses	216
Sum	815.0
Avg.	3.9
StdDev	1.2
Max	5.0

37. Although I could not see the teacher in this class, I felt his/her presence

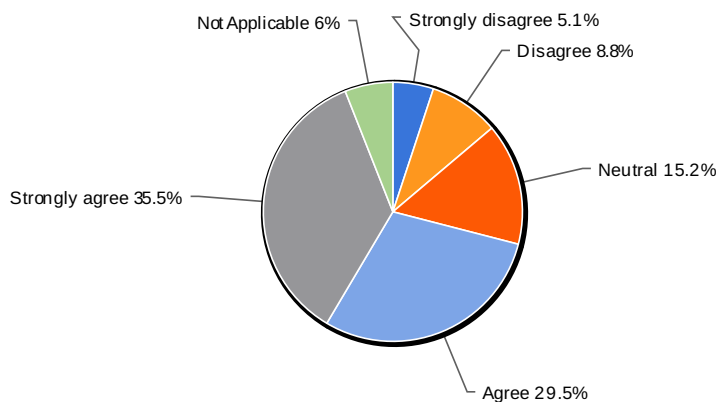


37. Although I could not see the teacher in this class, I felt his/her presence

Value	Count	Percent %
Strongly disagree	12	5.6%
Disagree	25	11.7%
Neutral	31	14.6%
Agree	52	24.4%
Strongly agree	55	25.8%
Not Applicable	38	17.8%

Statistics	
Total Responses	213
Sum	638.0
Avg.	3.6
StdDev	1.2
Max	5.0

38. There was a clear human presence of the instructor evident in this distance education course.

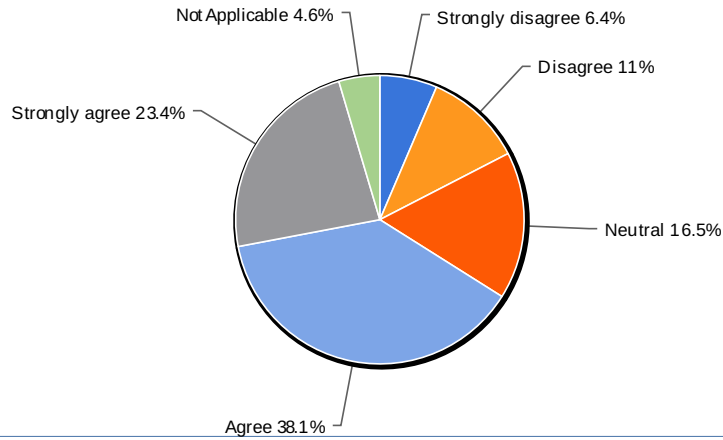


38. There was a clear human presence of the instructor evident in this distance education course.

Value	Count	Percent %
Strongly disagree	11	5.1%
Disagree	19	8.8%
Neutral	33	15.2%
Agree	64	29.5%
Strongly agree	77	35.5%
Not Applicable	13	6.0%

Statistics	
Total Responses	217
Sum	789.0
Avg.	3.9
StdDev	1.2
Max	5.0

39. This class created a sense of community among students

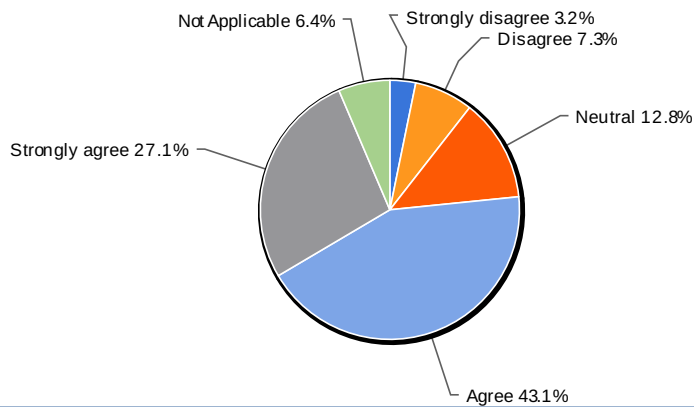


39. This class created a sense of community among students

Value	Count	Percent %
Strongly disagree	14	6.4%
Disagree	24	11.0%
Neutral	36	16.5%
Agree	83	38.1%
Strongly agree	51	23.4%
Not Applicable	10	4.6%

Statistics	
Total Responses	218
Sum	757.0
Avg.	3.6
StdDev	1.2
Max	5.0

40. In this class I was able to ask for clarification from a fellow student when needed

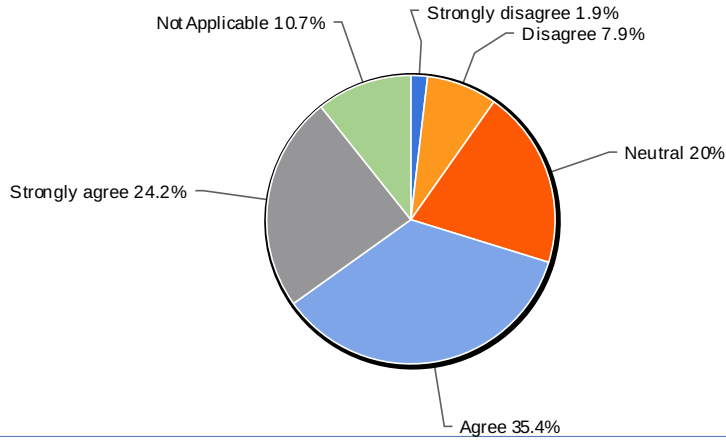


40. In this class I was able to ask for clarification from a fellow student when needed

Value	Count	Percent %
Strongly disagree	7	3.2%
Disagree	16	7.3%
Neutral	28	12.8%
Agree	94	43.1%
Strongly agree	59	27.1%
Not Applicable	14	6.4%

Statistics	
Total Responses	218
Sum	794.0
Avg.	3.9
StdDev	1.0
Max	5.0

41. I received timely (within 24-48 hours) feedback from students in the class

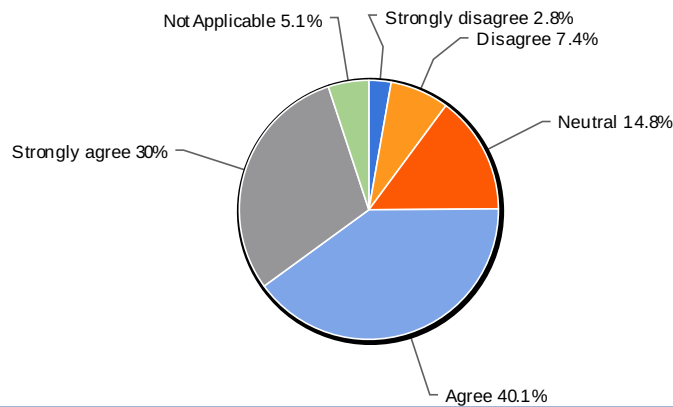


41. I received timely (within 24-48 hours) feedback from students in the class

Value	Count	Percent %
Strongly disagree	4	1.9%
Disagree	17	7.9%
Neutral	43	20.0%
Agree	76	35.4%
Strongly agree	52	24.2%
Not Applicable	23	10.7%

Statistics	
Total Responses	215
Sum	731.0
Avg.	3.8
StdDev	1.0
Max	5.0

42. This class encouraged students to discuss ideas and concepts covered with other students

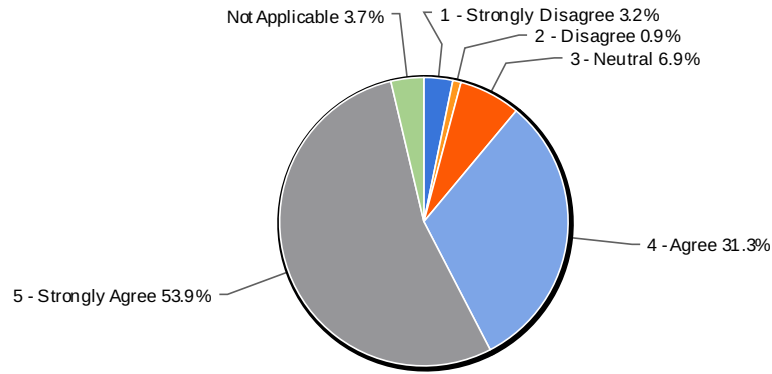


42. This class encouraged students to discuss ideas and concepts covered with other students

Value	Count	Percent %
Strongly disagree	6	2.8%
Disagree	16	7.4%
Neutral	32	14.8%
Agree	87	40.1%
Strongly agree	65	30.0%
Not Applicable	11	5.1%

Statistics	
Total Responses	217
Sum	807.0
Avg.	3.9
StdDev	1.0
Max	5.0

43. Most difficulties I encounter when using computers, I can deal with

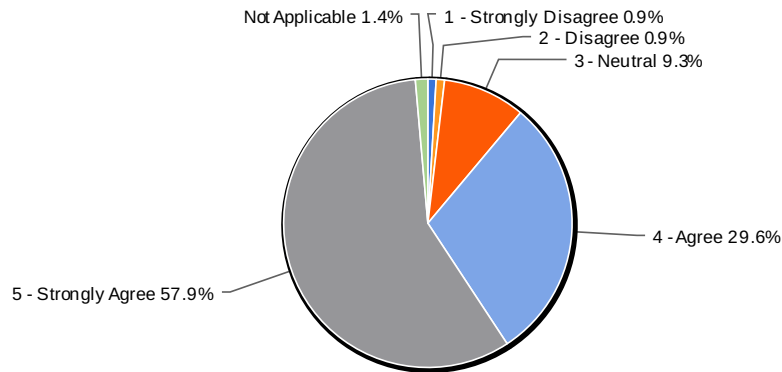


43. Most difficulties I encounter when using computers, I can deal with

Value	Count	Percent %
1 - Strongly Disagree	7	3.2%
2 - Disagree	2	0.9%
3 - Neutral	15	6.9%
4 - Agree	68	31.3%
5 - Strongly Agree	117	53.9%
Not Applicable	8	3.7%

Statistics	
Total Responses	217
Sum	913.0
Avg.	4.4
StdDev	0.9
Max	5.0

44. I find working with computers very easy

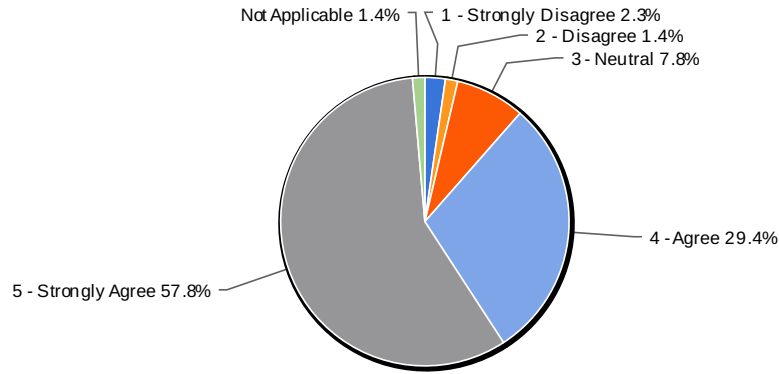


44. I find working with computers very easy

Value	Count	Percent %
1 - Strongly Disagree	2	0.9%
2 - Disagree	2	0.9%
3 - Neutral	20	9.3%
4 - Agree	64	29.6%
5 - Strongly Agree	125	57.9%
Not Applicable	3	1.4%

Statistics	
Total Responses	216
Sum	947.0
Avg.	4.4
StdDev	0.8
Max	5.0

45. I enjoy working with computers

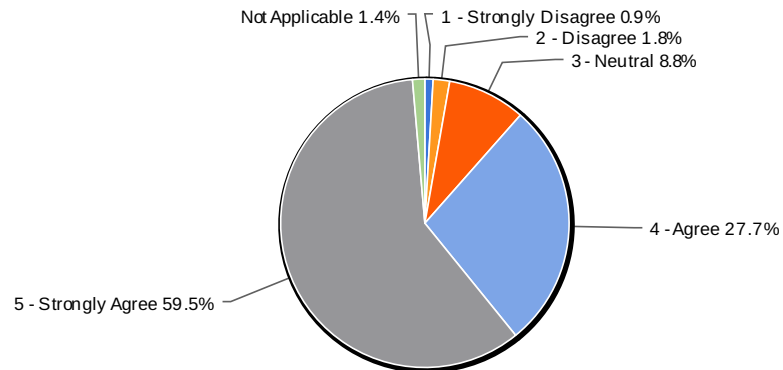


45. I enjoy working with computers

Value	Count	Percent %
1 - Strongly Disagree	5	2.3%
2 - Disagree	3	1.4%
3 - Neutral	17	7.8%
4 - Agree	64	29.4%
5 - Strongly Agree	126	57.8%
Not Applicable	3	1.4%

Statistics	
Total Responses	218
Sum	948.0
Avg.	4.4
StdDev	0.9
Max	5.0

46. I am very confident in my abilities to use computers

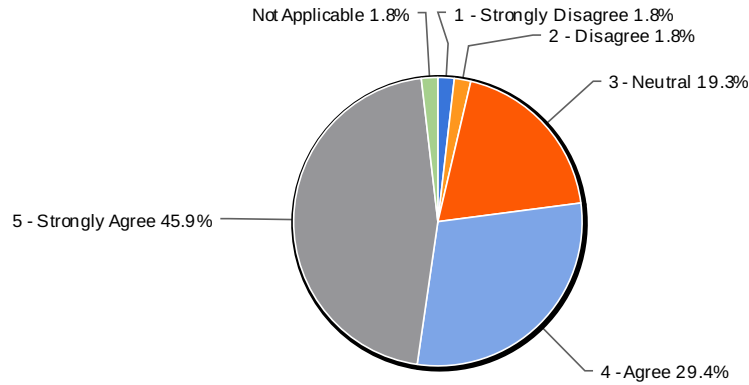


46. I am very confident in my abilities to use computers

Value	Count	Percent %
1 - Strongly Disagree	2	0.9%
2 - Disagree	4	1.8%
3 - Neutral	19	8.8%
4 - Agree	60	27.7%
5 - Strongly Agree	129	59.5%
Not Applicable	3	1.4%

Statistics	
Total Responses	217
Sum	952.0
Avg.	4.4
StdDev	0.8
Max	5.0

47. Computers make me much more productive

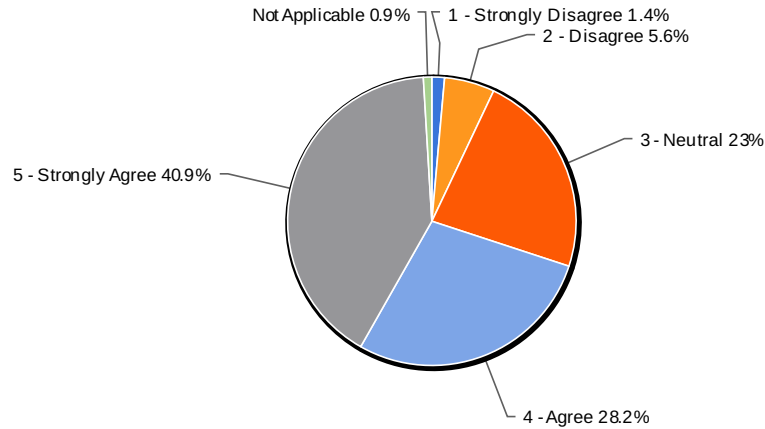


47. Computers make me much more productive

Value	Count	Percent %
1 - Strongly Disagree	4	1.8%
2 - Disagree	4	1.8%
3 - Neutral	42	19.3%
4 - Agree	64	29.4%
5 - Strongly Agree	100	45.9%
Not Applicable	4	1.8%

Statistics	
Total Responses	218
Sum	894.0
Avg.	4.2
StdDev	0.9
Max	5.0

48. Using computers makes learning more interesting

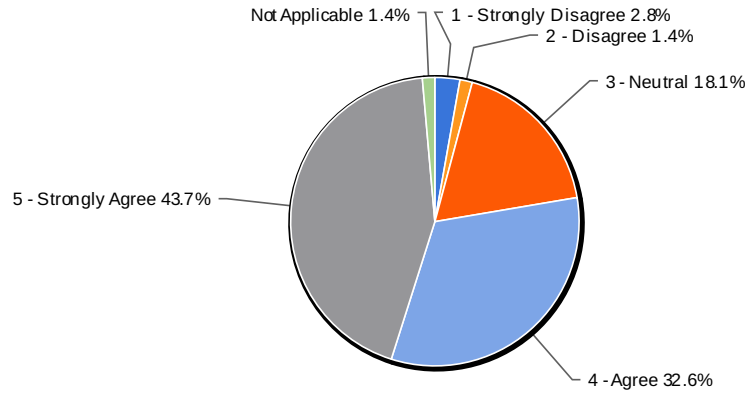


48. Using computers makes learning more interesting

Value	Count	Percent %
1 - Strongly Disagree	3	1.4%
2 - Disagree	12	5.6%
3 - Neutral	49	23.0%
4 - Agree	60	28.2%
5 - Strongly Agree	87	40.9%
Not Applicable	2	0.9%

Statistics	
Total Responses	213
Sum	849.0
Avg.	4.0
StdDev	1.0
Max	5.0

49. Some computer software packages definitely make learning easier

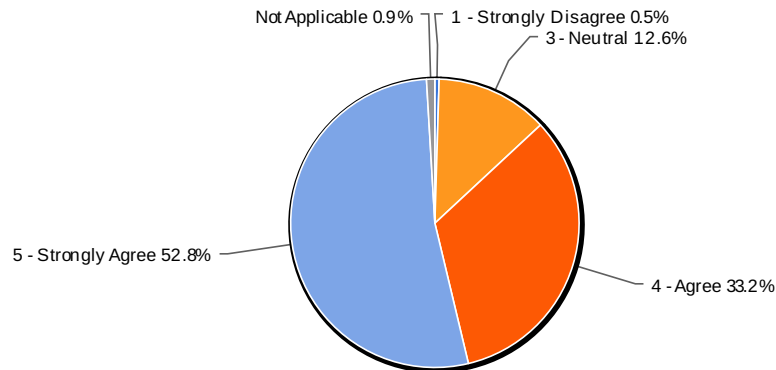


49. Some computer software packages definitely make learning easier

Value	Count	Percent %
1 - Strongly Disagree	6	2.8%
2 - Disagree	3	1.4%
3 - Neutral	39	18.1%
4 - Agree	70	32.6%
5 - Strongly Agree	94	43.7%
Not Applicable	3	1.4%

Statistics	
Total Responses	215
Sum	879.0
Avg.	4.1
StdDev	1.0
Max	5.0

50. Computers are good aids to learning

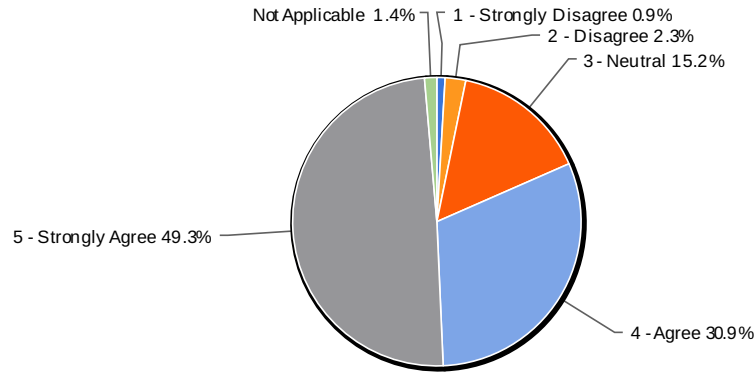


50. Computers are good aids to learning

Value	Count	Percent %
1 - Strongly Disagree	1	0.5%
2 - Disagree	0	0.0%
3 - Neutral	27	12.6%
4 - Agree	71	33.2%
5 - Strongly Agree	113	52.8%
Not Applicable	2	0.9%

Statistics	
Total Responses	214
Sum	931.0
Avg.	4.4
StdDev	0.7
Max	5.0

51. I consider myself a skilled computer user

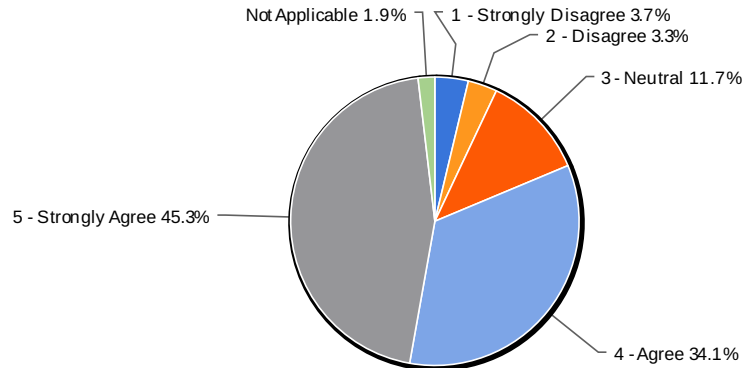


51. I consider myself a skilled computer user

Value	Count	Percent %
1 - Strongly Disagree	2	0.9%
2 - Disagree	5	2.3%
3 - Neutral	33	15.2%
4 - Agree	67	30.9%
5 - Strongly Agree	107	49.3%
Not Applicable	3	1.4%

Statistics	
Total Responses	217
Sum	914.0
Avg.	4.3
StdDev	0.9
Max	5.0

52. This distance education course met my learning needs

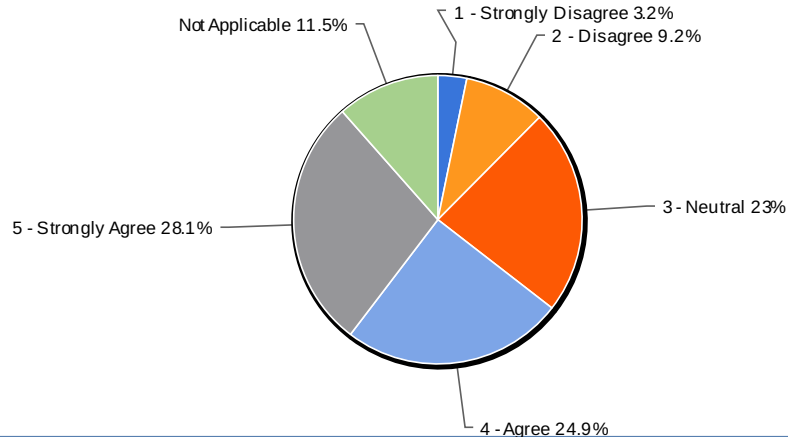


52. This distance education course met my learning needs

Value	Count	Percent %
1 - Strongly Disagree	8	3.7%
2 - Disagree	7	3.3%
3 - Neutral	25	11.7%
4 - Agree	73	34.1%
5 - Strongly Agree	97	45.3%
Not Applicable	4	1.9%

Statistics	
Total Responses	214
Sum	874.0
Avg.	4.2
StdDev	1.0
Max	5.0

53. There was an effective ratio of graded vs. un-graded work

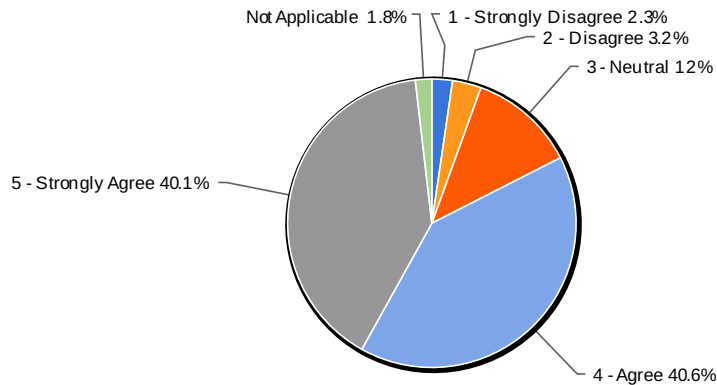


53. There was an effective ratio of graded vs. un-graded work

Value	Count	Percent %
1 - Strongly Disagree	7	3.2%
2 - Disagree	20	9.2%
3 - Neutral	50	23.0%
4 - Agree	54	24.9%
5 - Strongly Agree	61	28.1%
Not Applicable	25	11.5%

Statistics	
Total Responses	217
Sum	718.0
Avg.	3.7
StdDev	1.1
Max	5.0

54. The class assignments reflected an appropriate level of difficulty

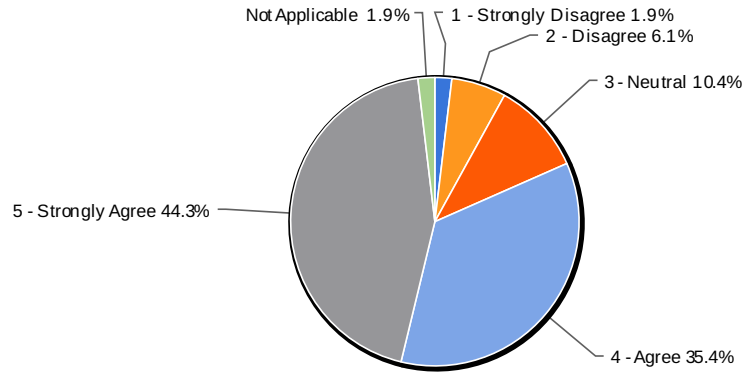


54. The class assignments reflected an appropriate level of difficulty

Value	Count	Percent %
1 - Strongly Disagree	5	2.3%
2 - Disagree	7	3.2%
3 - Neutral	26	12.0%
4 - Agree	88	40.6%
5 - Strongly Agree	87	40.1%
Not Applicable	4	1.8%

Statistics	
Total Responses	217
Sum	884.0
Avg.	4.2
StdDev	0.9
Max	5.0

55. This class had the ability to deepen my understanding of the topics covered

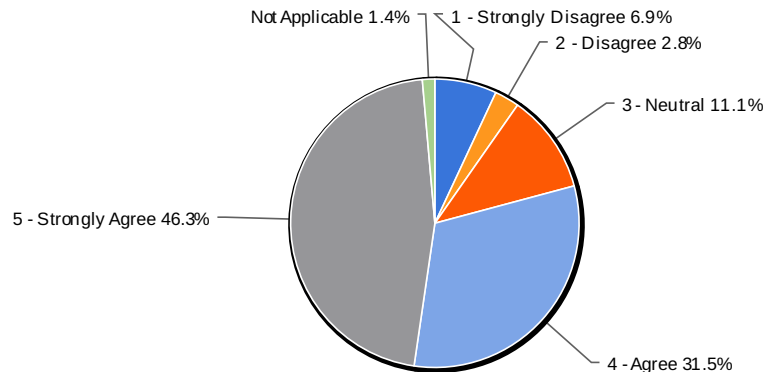


55. This class had the ability to deepen my understanding of the topics covered

Value	Count	Percent %
1 - Strongly Disagree	4	1.9%
2 - Disagree	13	6.1%
3 - Neutral	22	10.4%
4 - Agree	75	35.4%
5 - Strongly Agree	94	44.3%
Not Applicable	4	1.9%

Statistics	
Total Responses	212
Sum	866.0
Avg.	4.2
StdDev	1.0
Max	5.0

56. I would recommend this course to others

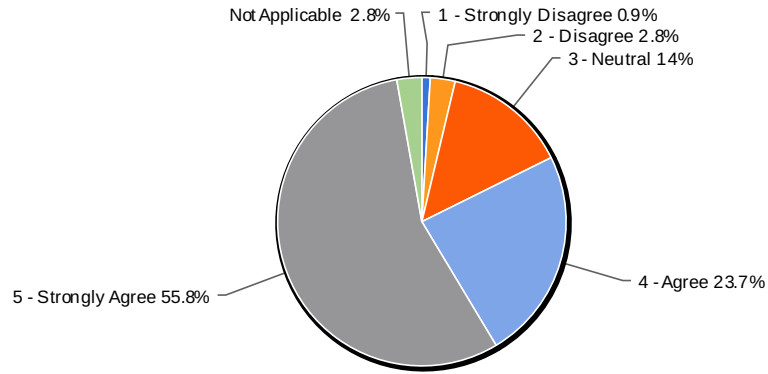


56. I would recommend this course to others

Value	Count	Percent %
1 - Strongly Disagree	15	6.9%
2 - Disagree	6	2.8%
3 - Neutral	24	11.1%
4 - Agree	68	31.5%
5 - Strongly Agree	100	46.3%
Not Applicable	3	1.4%

Statistics	
Total Responses	216
Sum	871.0
Avg.	4.1
StdDev	1.1
Max	5.0

57. I would like to take another distance education course

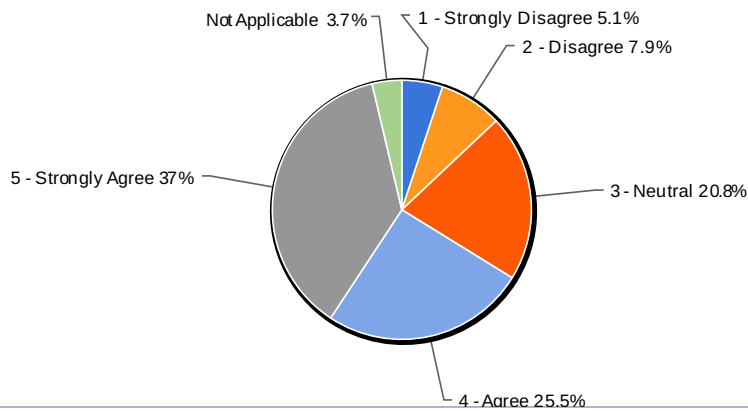


57. I would like to take another distance education course

Value	Count	Percent %
1 - Strongly Disagree	2	0.9%
2 - Disagree	6	2.8%
3 - Neutral	30	14.0%
4 - Agree	51	23.7%
5 - Strongly Agree	120	55.8%
Not Applicable	6	2.8%

Statistics	
Total Responses	215
Sum	908.0
Avg.	4.3
StdDev	0.9
Max	5.0

58. I learned as much in this distance education course as compared to a face-to-face course

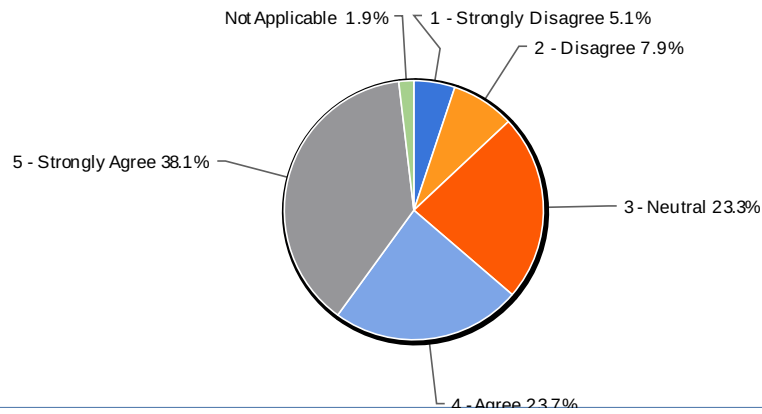


58. I learned as much in this distance education course as compared to a face-to-face course

Value	Count	Percent %
1 - Strongly Disagree	11	5.1%
2 - Disagree	17	7.9%
3 - Neutral	45	20.8%
4 - Agree	55	25.5%
5 - Strongly Agree	80	37.0%
Not Applicable	8	3.7%

Statistics	
Total Responses	216
Sum	800.0
Avg.	3.8
StdDev	1.2
Max	5.0

59. I believe distance education courses are as effective as face-to-face courses

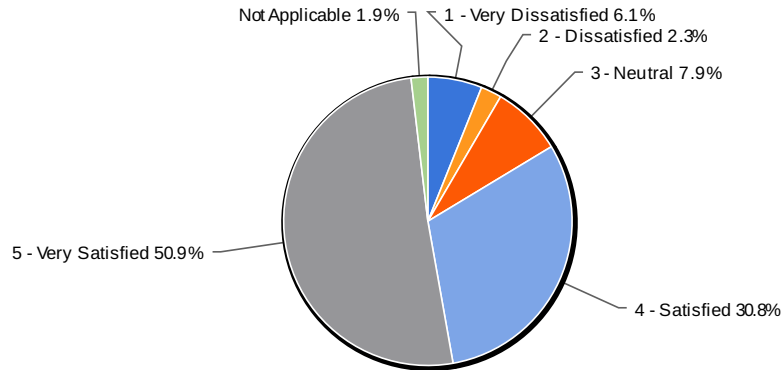


59. I believe distance education courses are as effective as face-to-face courses

Value	Count	Percent %
1 - Strongly Disagree	11	5.1%
2 - Disagree	17	7.9%
3 - Neutral	50	23.3%
4 - Agree	51	23.7%
5 - Strongly Agree	82	38.1%
Not Applicable	4	1.9%

Statistics	
Total Responses	215
Sum	809.0
Avg.	3.8
StdDev	1.2
Max	5.0

60. My overall level of satisfaction with this distance education course.



60. My overall level of satisfaction with this distance education course.

Value	Count	Percent %
1 - Very Dissatisfied	13	6.1%
2 - Dissatisfied	5	2.3%
3 - Neutral	17	7.9%
4 - Satisfied	66	30.8%
5 - Very Satisfied	109	50.9%
Not Applicable	4	1.9%

Statistics	
Total Responses	214
Sum	883.0
Avg.	4.2
StdDev	1.1
Max	5.0